

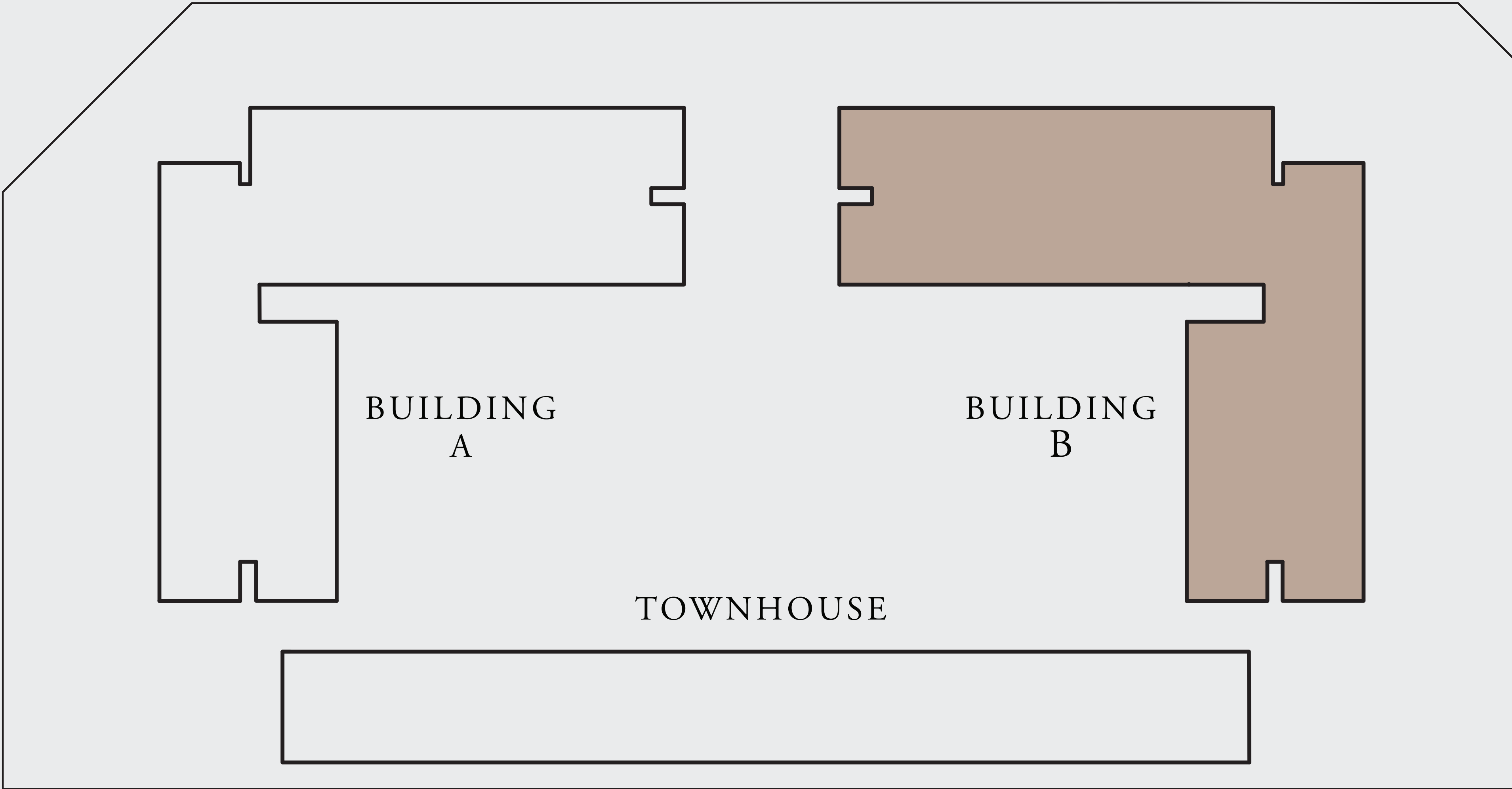
SERA 2

RASHID YACHTS & MARINA

FLOOR PLAN
BUILDING B

EMAAR

RASHID YACHTS & MARINA



SWIMMING
POOL

EMAAR


SERA 2

RASHID YACHTS & MARINA

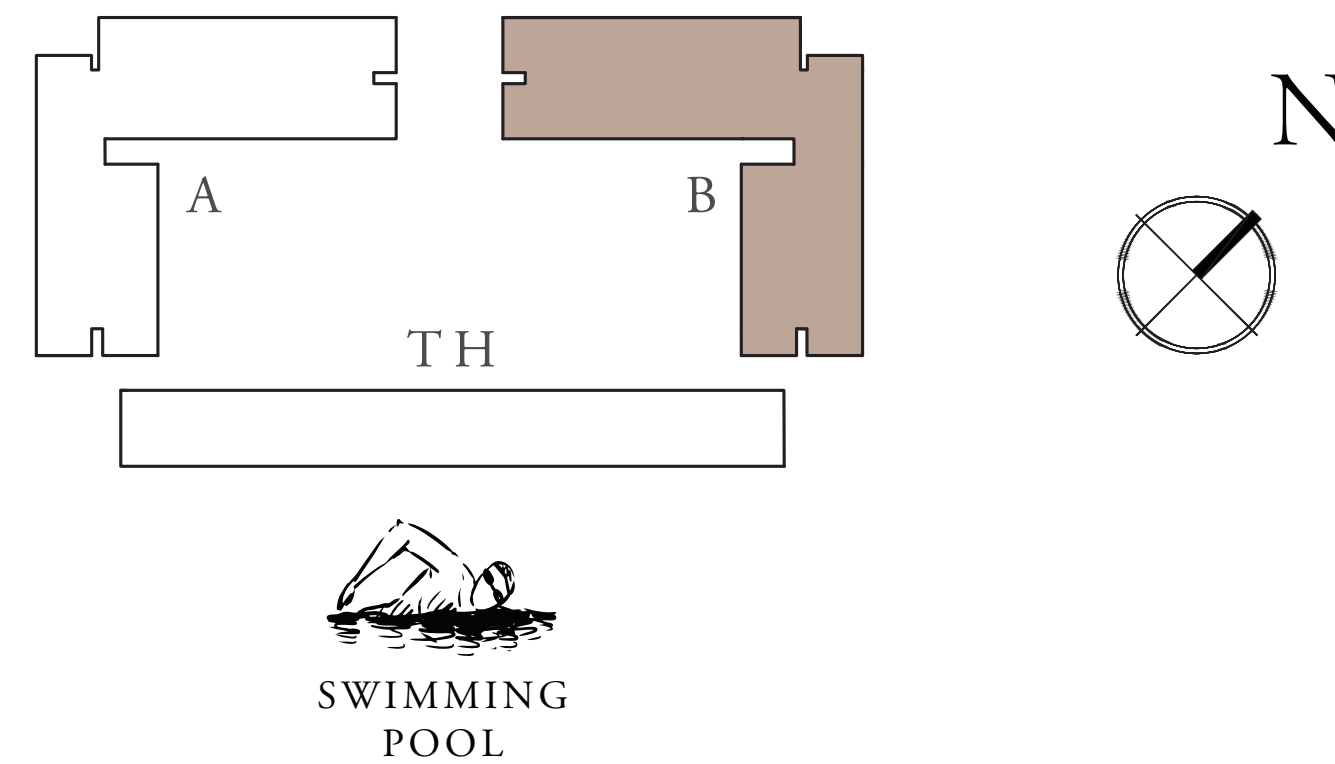
BUILDING B 1 BEDROOM TYPE A1

UNITS	PO7, 110, 210, 310, 410, 510	
SUITE AREA	65.37 SQ.M.	703.64 SQ.FT.
BALCONY AREA	5.95 SQ.M.	64.05 SQ.FT.
TOTAL AREA	71.32 SQ.M.	767.68 SQ.FT.

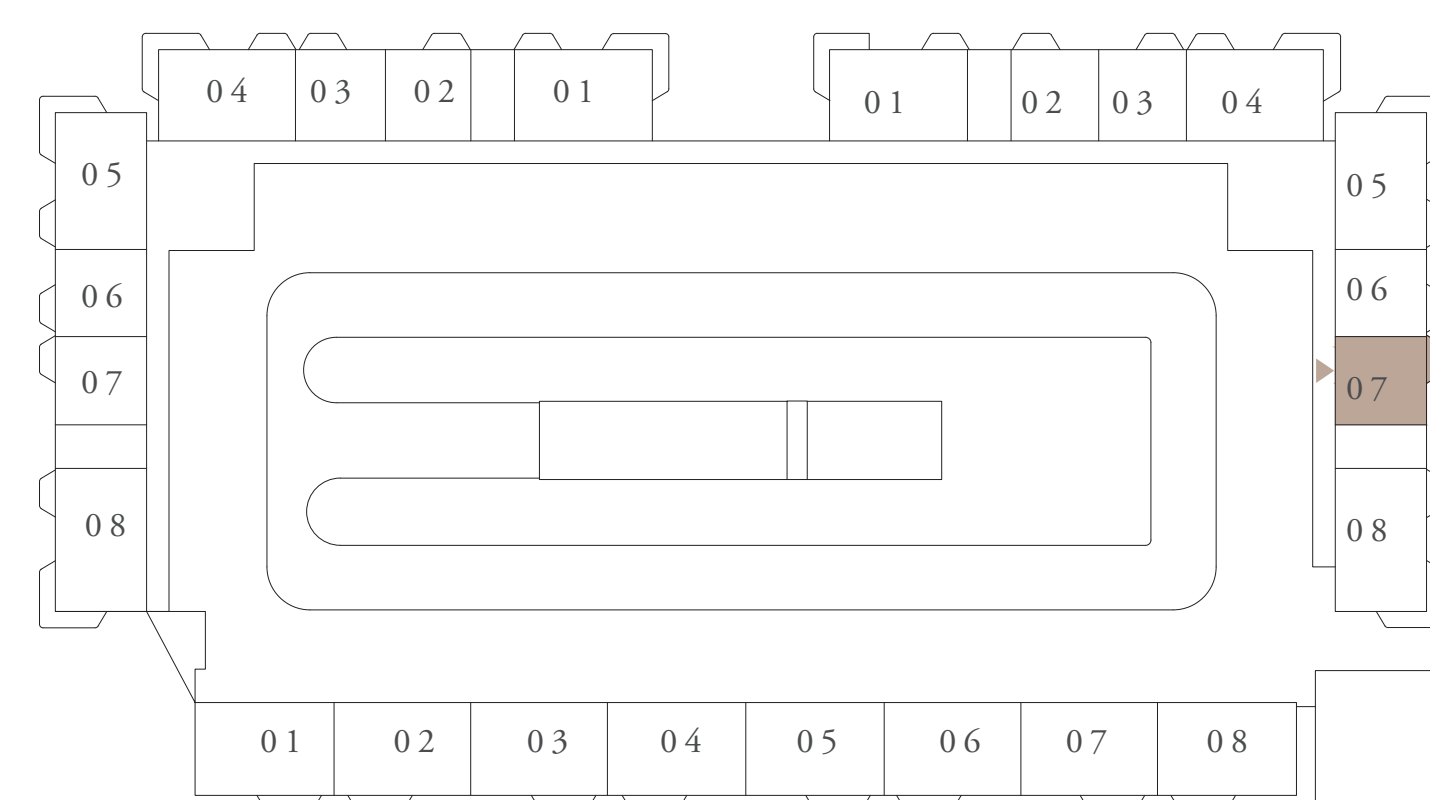
KEY SECTION



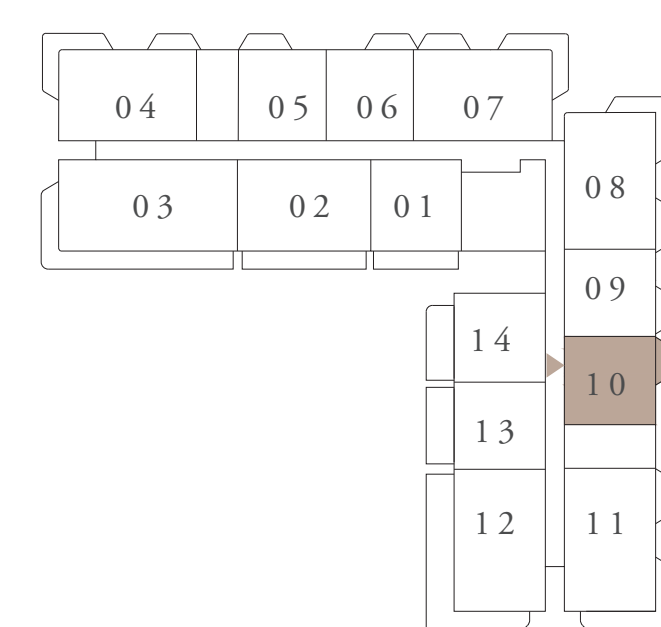
LAYOUT



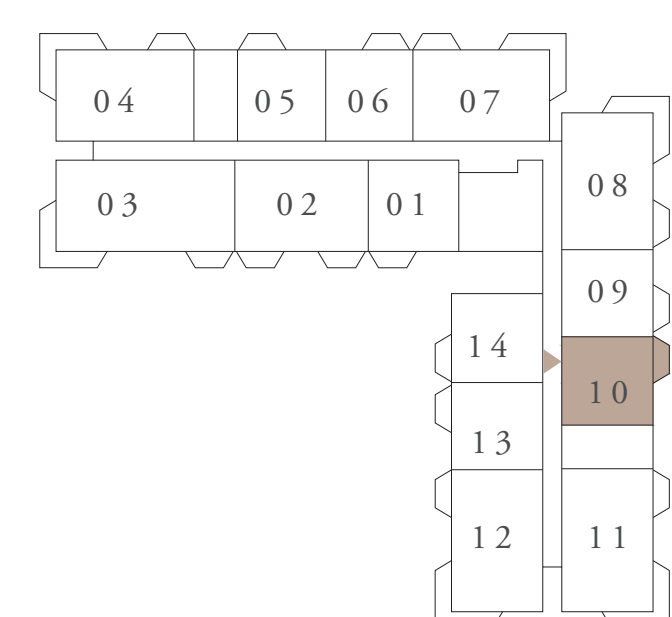
KEY PLAN



PODIUM FLOOR LEVEL



FIRST FLOOR LEVEL



LEVEL 2ND TO 5TH



FLOOR PLAN 1. All dimensions are in imperial and metric, and measured from finish to finish excluding construction tolerances. 2. All materials, dimensions, and drawings are approximate only. 3. Information is subject to change without notice, at developer's absolute discretion. 4. Actual area may vary from the stated area. 5. Drawings not to scale. 6. All images used are for illustrative purposes only and do not represent the actual size, features, specifications, fittings, and furnishings. 7. The developer reserves the right to make revisions / alterations, at it's absolute discretion, without any liability whatsoever.


SERA 2

RASHID YACHTS & MARINA

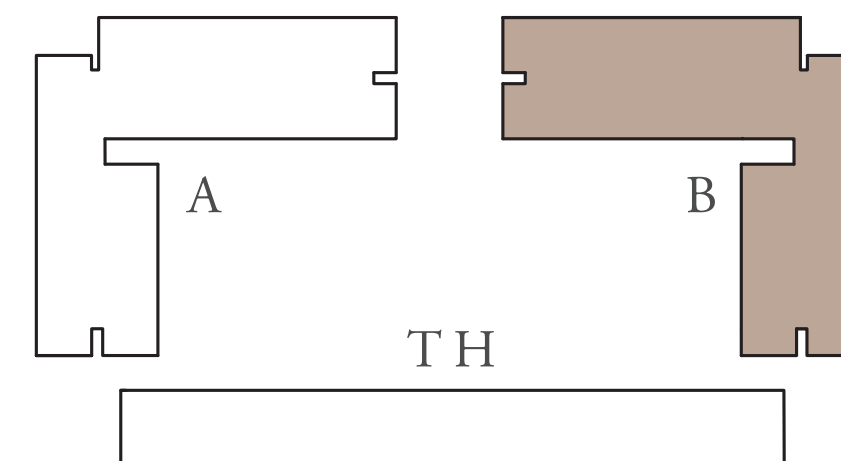
BUILDING B 1 BEDROOM TYPE A2

UNITS	P06, 109, 209, 309, 409, 509	
SUITE AREA	64.55 SQ.M.	694.81 SQ.FT.
BALCONY AREA	5.93 SQ.M.	63.83 SQ.FT.
TOTAL AREA	70.48 SQ.M.	758.64 SQ.FT.

KEY SECTION

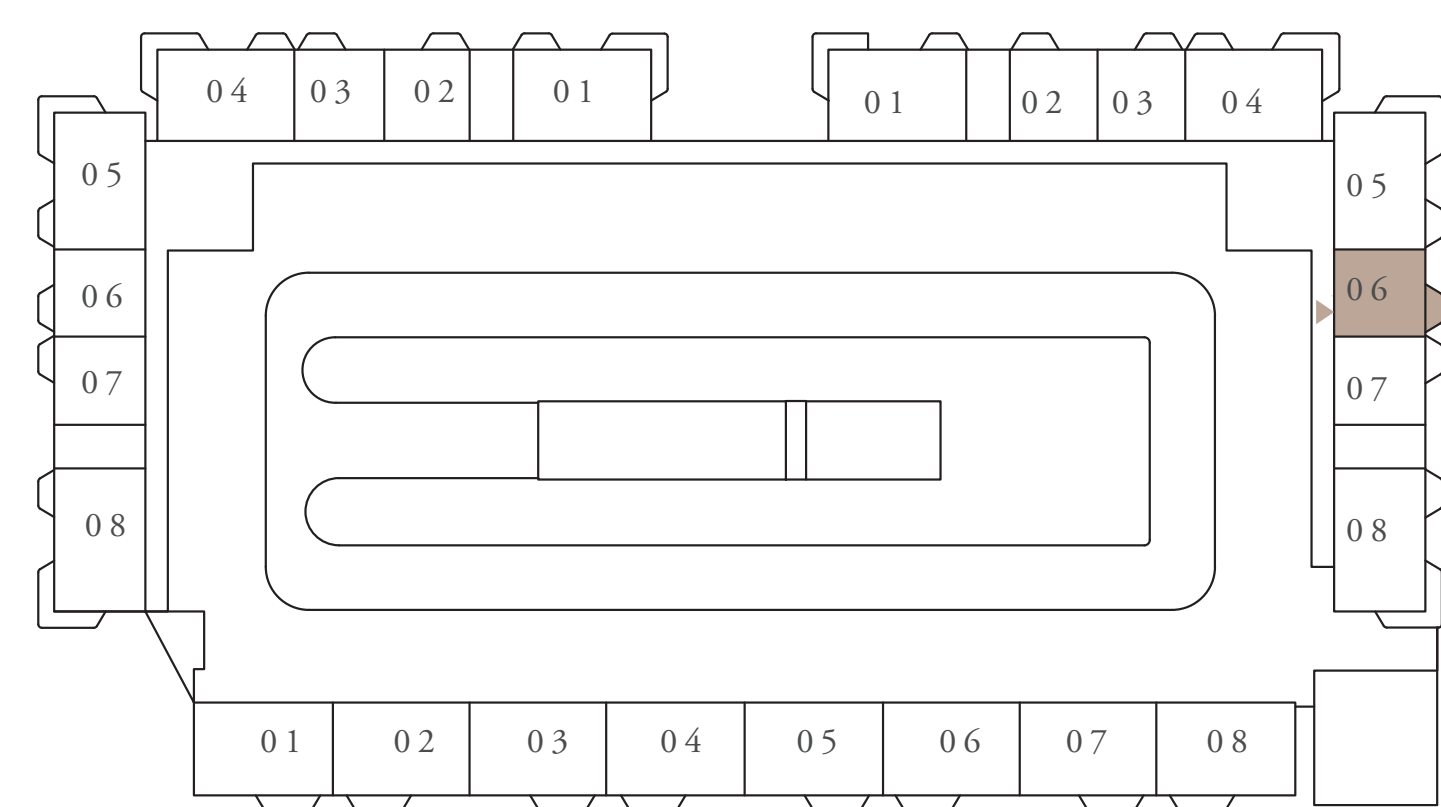


LAYOUT

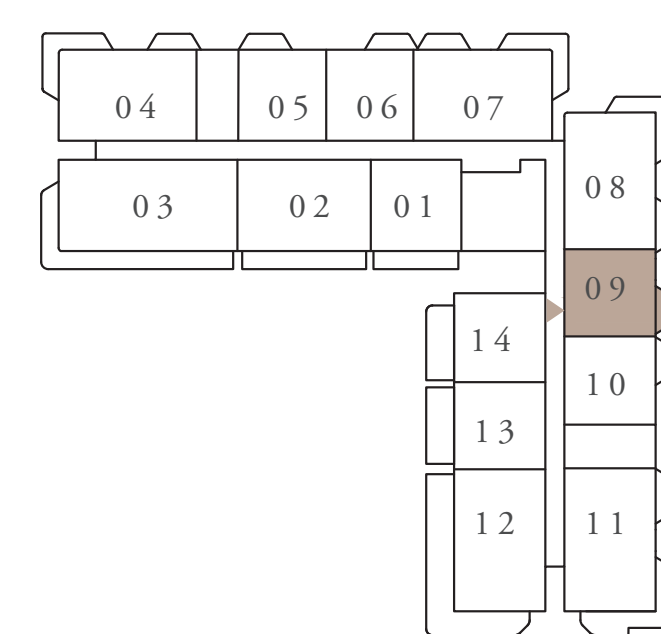


SWIMMING POOL

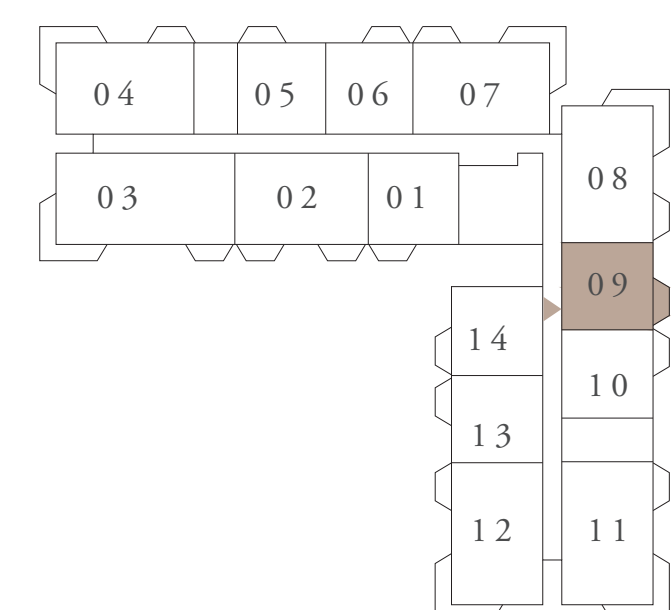
KEY PLAN



PODIUM FLOOR LEVEL



FIRST FLOOR LEVEL



LEVEL 2ND TO 5TH



FLOOR PLAN 1. All dimensions are in imperial and metric, and measured from finish to finish excluding construction tolerances. 2. All materials, dimensions, and drawings are approximate only. 3. Information is subject to change without notice, at developer's absolute discretion. 4. Actual area may vary from the stated area. 5. Drawings not to scale. 6. All images used are for illustrative purposes only and do not represent the actual size, features, specifications, fittings, and furnishings. 7. The developer reserves the right to make revisions / alterations, at it's absolute discretion, without any liability whatsoever.

SERA 2


RASHID YACHTS & MARINA

BUILDING B 1 BEDROOM TYPE B1

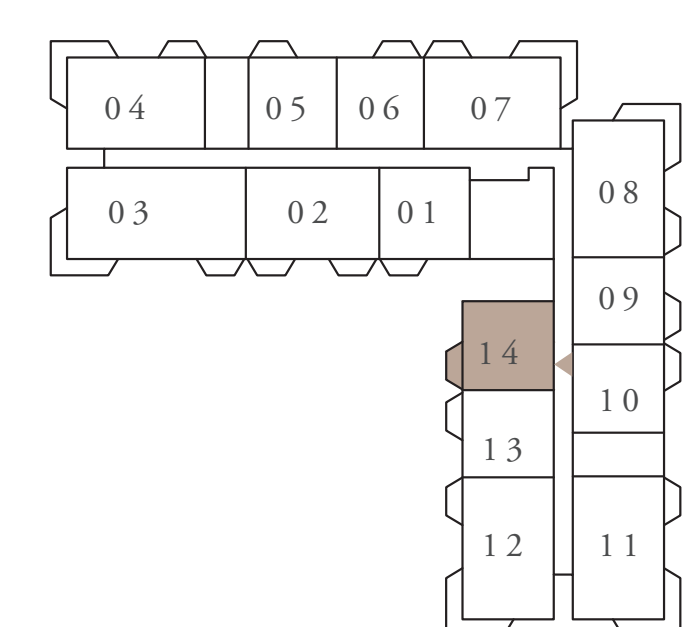
UNITS 214, 314, 414, 514

SUITE AREA	64.75 SQ.M.	696.96 SQ.FT.
BALCONY AREA	5.93 SQ.M.	63.83 SQ.FT.
TOTAL AREA	70.68 SQ.M.	760.79 SQ.FT.

KEY SECTION

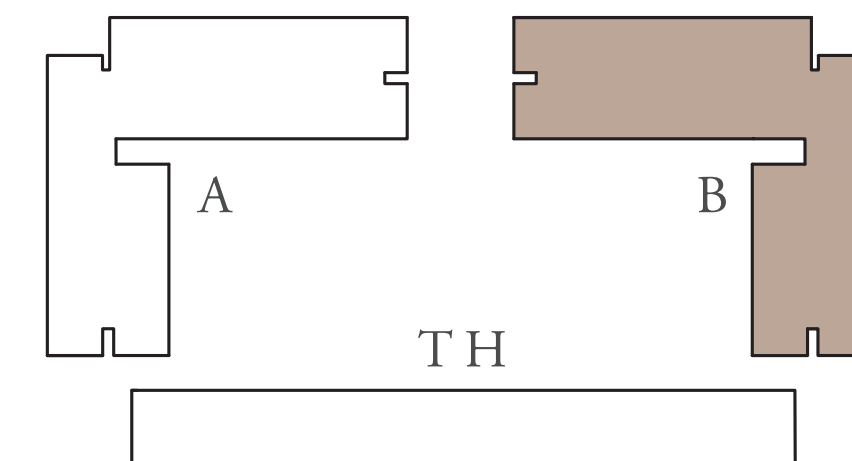


KEY PLAN



LEVEL 2ND TO 5TH

LAYOUT



FLOOR PLAN 1. All dimensions are in imperial and metric, and measured from finish to finish excluding construction tolerances. 2. All materials, dimensions, and drawings are approximate only. 3. Information is subject to change without notice, at developer's absolute discretion. 4. Actual area may vary from the stated area. 5. Drawings not to scale. 6. All images used are for illustrative purposes only and do not represent the actual size, features, specifications, fittings, and furnishings. 7. The developer reserves the right to make revisions / alterations, at it's absolute discretion, without any liability whatsoever.


SERA 2

RASHID YACHTS & MARINA

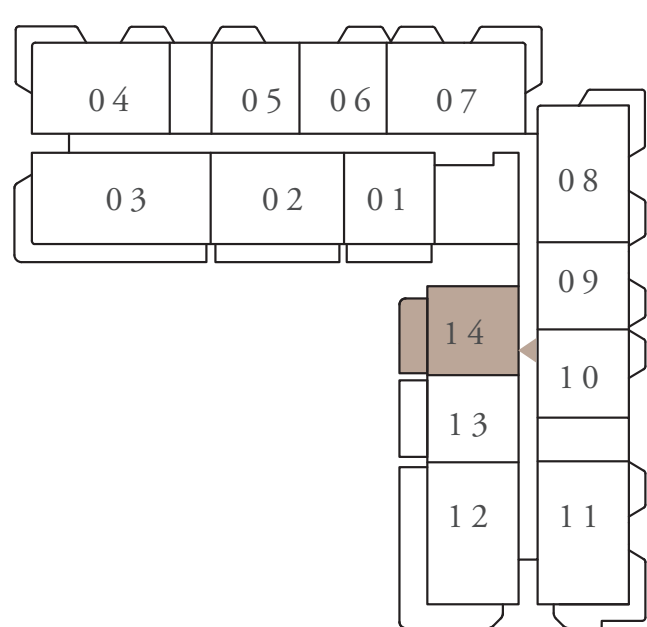
BUILDING B 1 BEDROOM TYPE B1.2

UNITS	114	
SUITE AREA	64.71 SQ.M.	696.53 SQ.FT.
BALCONY AREA	18.92 SQ.M.	203.65 SQ.FT.
TOTAL AREA	83.63 SQ.M.	900.19 SQ.FT.

KEY SECTION

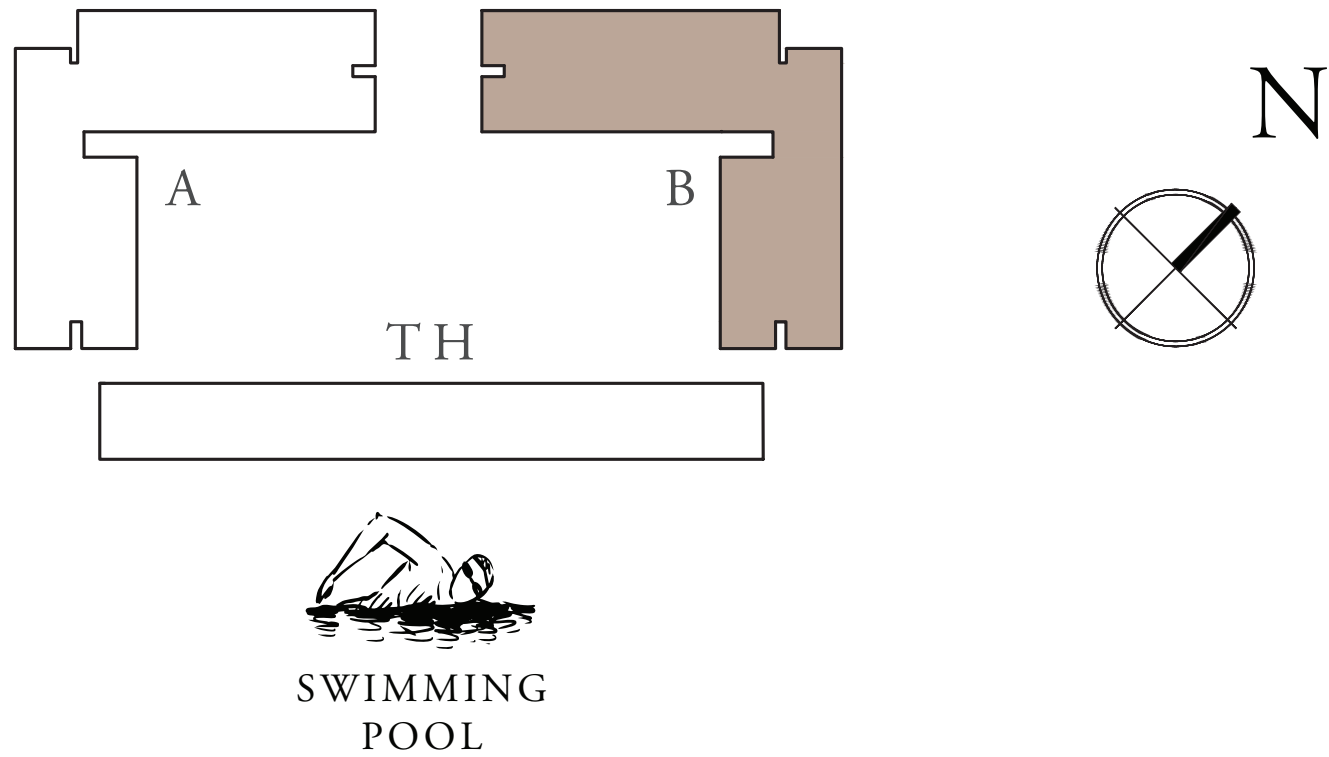


KEY PLAN



FIRST FLOOR LEVEL

LAYOUT



FLOOR PLAN 1. All dimensions are in imperial and metric, and measured from finish to finish excluding construction tolerances. 2. All materials, dimensions, and drawings are approximate only. 3. Information is subject to change without notice, at developer's absolute discretion. 4. Actual area may vary from the stated area. 5. Drawings not to scale. 6. All images used are for illustrative purposes only and do not represent the actual size, features, specifications, fittings, and furnishings. 7. The developer reserves the right to make revisions / alterations, at it's absolute discretion, without any liability whatsoever.


SERA 2

RASHID YACHTS & MARINA


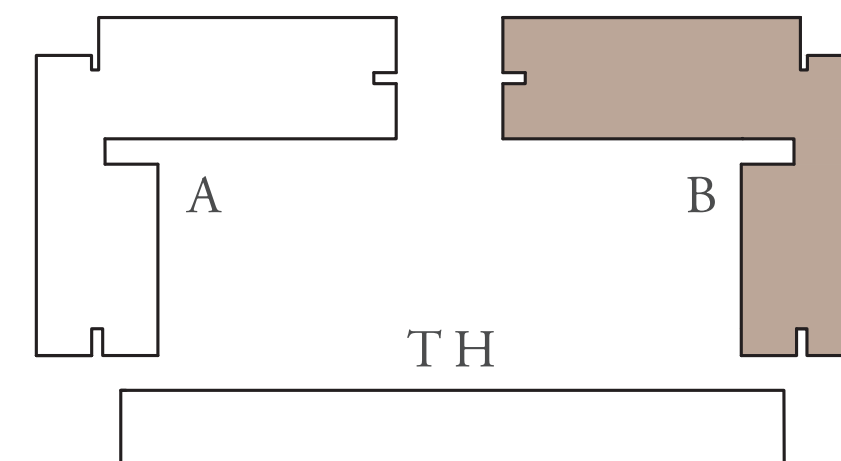
BUILDING B 1 BEDROOM TYPE B2

UNITS	P03, 106, 206, 213, 306, 313, 406, 413, 506, 513, 606, 706	
SUITE AREA	64.50 SQ.M.	694.27 SQ.FT.
BALCONY AREA	5.91 SQ.M.	63.61 SQ.FT.
TOTAL AREA	70.41 SQ.M.	757.89 SQ.FT.

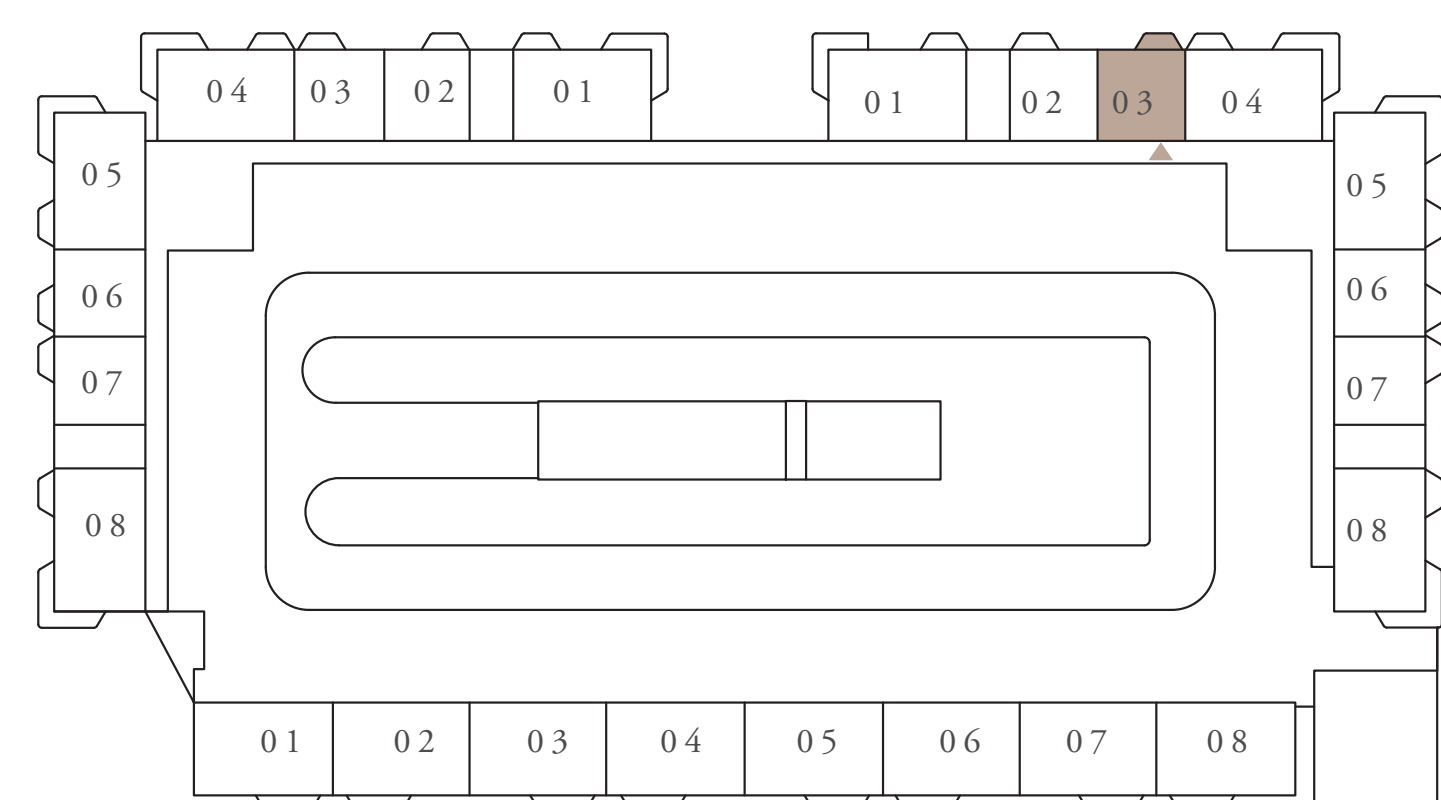
KEY SECTION



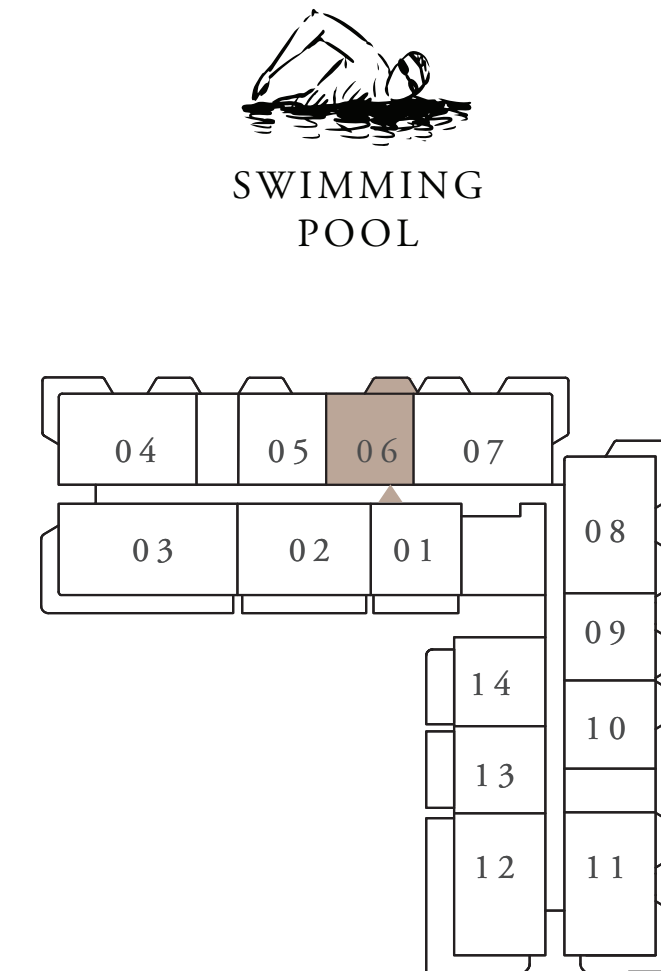
LAYOUT



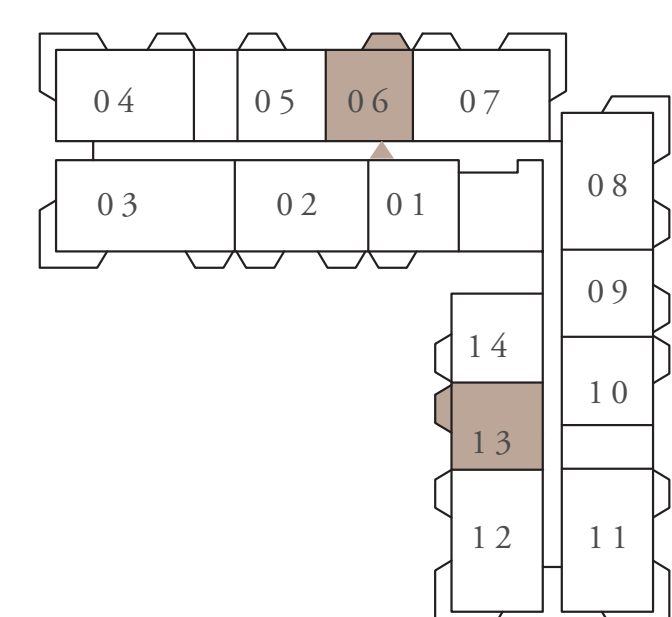
KEY PLAN



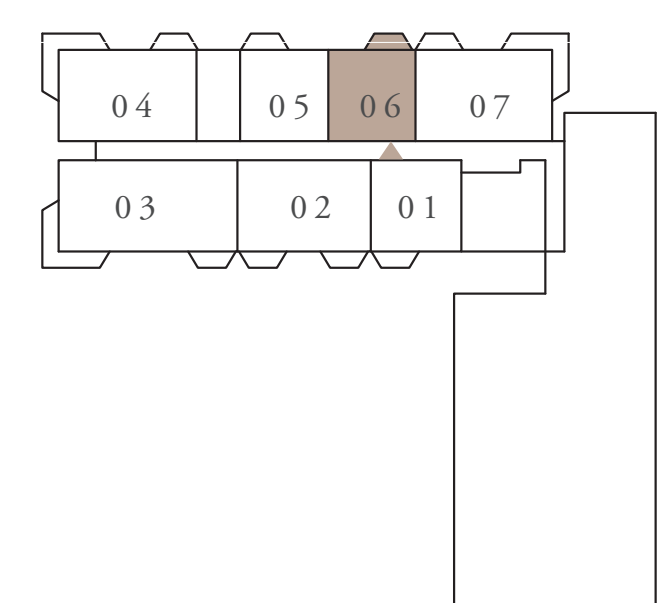
PODIUM FLOOR LEVEL



FIRST FLOOR LEVEL



LEVEL 2ND TO 5TH



LEVEL 6TH & 7TH



FLOOR PLAN 1. All dimensions are in imperial and metric, and measured from finish to finish excluding construction tolerances. 2. All materials, dimensions, and drawings are approximate only. 3. Information is subject to change without notice, at developer's absolute discretion. 4. Actual area may vary from the stated area. 5. Drawings not to scale. 6. All images used are for illustrative purposes only and do not represent the actual size, features, specifications, fittings, and furnishings. 7. The developer reserves the right to make revisions / alterations, at it's absolute discretion, without any liability whatsoever.


SERA 2

RASHID YACHTS & MARINA

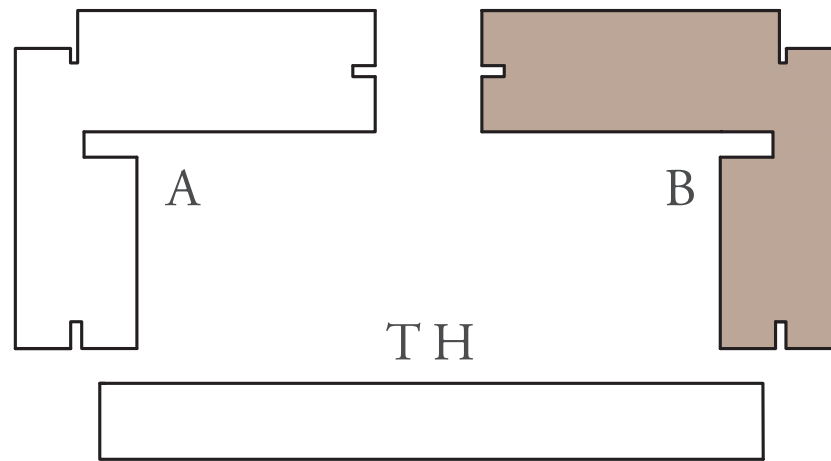
BUILDING B 1 BEDROOM TYPE B2.1

UNITS		G03
SUITE AREA	64.35 SQ.M.	692.66 SQ.FT.
BALCONY AREA	13.21 SQ.M.	142.19 SQ.FT.
TOTAL AREA	77.56 SQ.M.	834.85 SQ.FT.

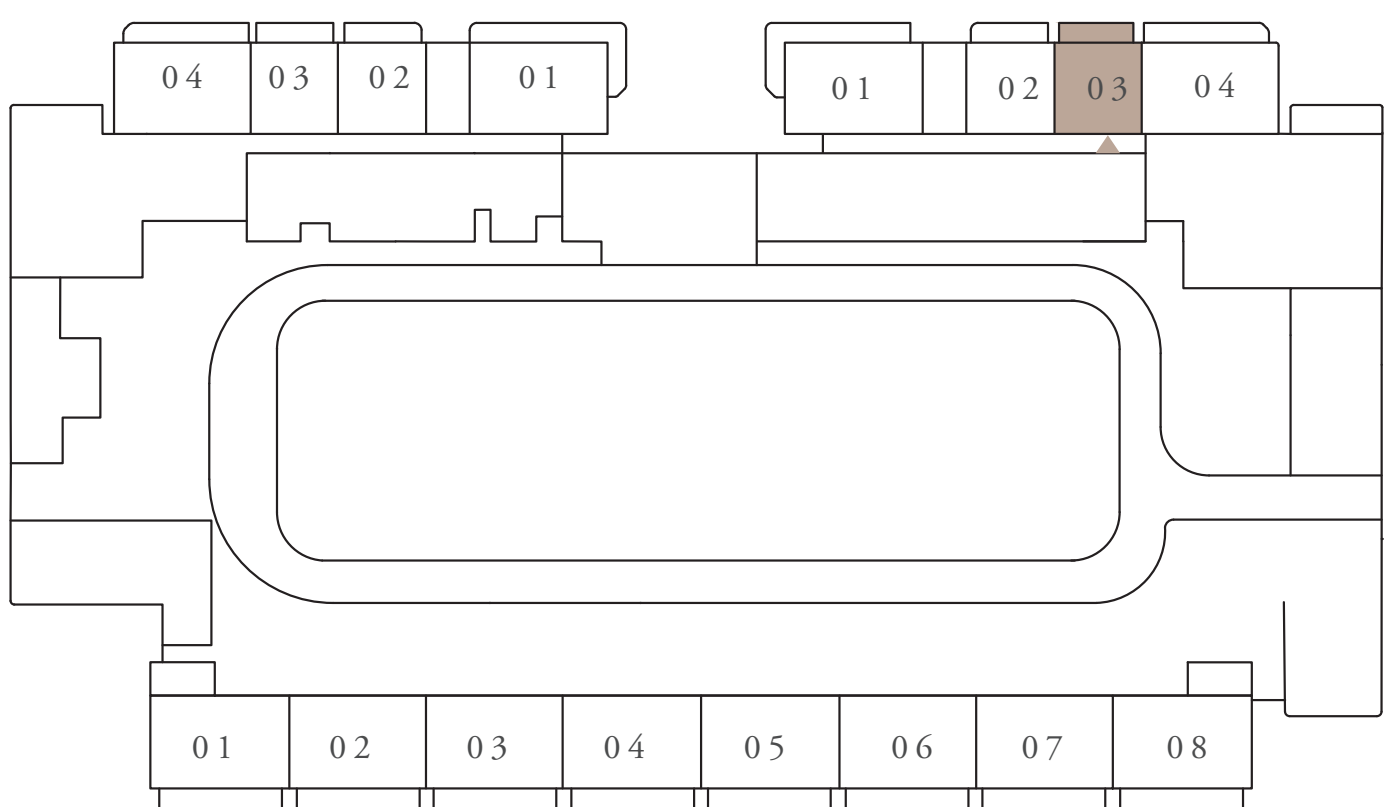
KEY SECTION



LAYOUT



KEY PLAN



GROUND FLOOR LEVEL



FLOOR PLAN 1. All dimensions are in imperial and metric, and measured from finish to finish excluding construction tolerances. 2. All materials, dimensions, and drawings are approximate only. 3. Information is subject to change without notice, at developer's absolute discretion. 4. Actual area may vary from the stated area. 5. Drawings not to scale. 6. All images used are for illustrative purposes only and do not represent the actual size, features, specifications, fittings, and furnishings. 7. The developer reserves the right to make revisions / alterations, at its absolute discretion, without any liability whatsoever.


SERA 2

RASHID YACHTS & MARINA

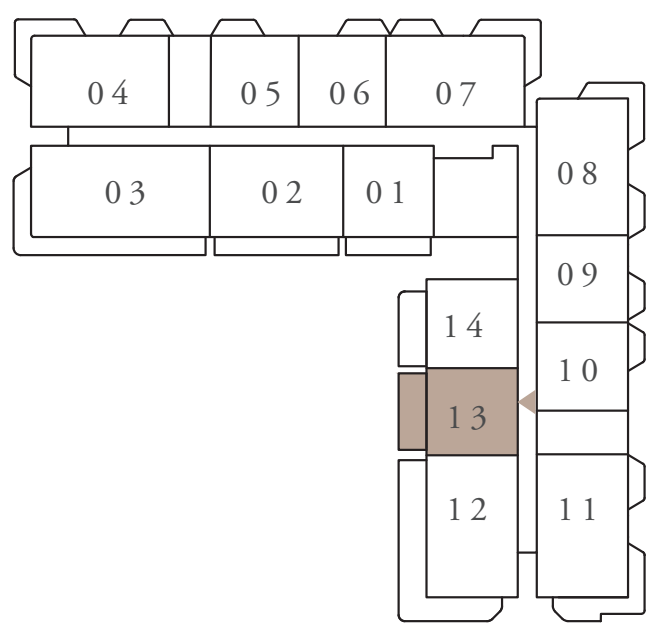
BUILDING B 1 BEDROOM TYPE B2.2

UNITS	113	
SUITE AREA	64.48 SQ.M.	694.06 SQ.FT.
BALCONY AREA	19.42 SQ.M.	209.04 SQ.FT.
TOTAL AREA	83.90 SQ.M.	903.10 SQ.FT.

KEY SECTION


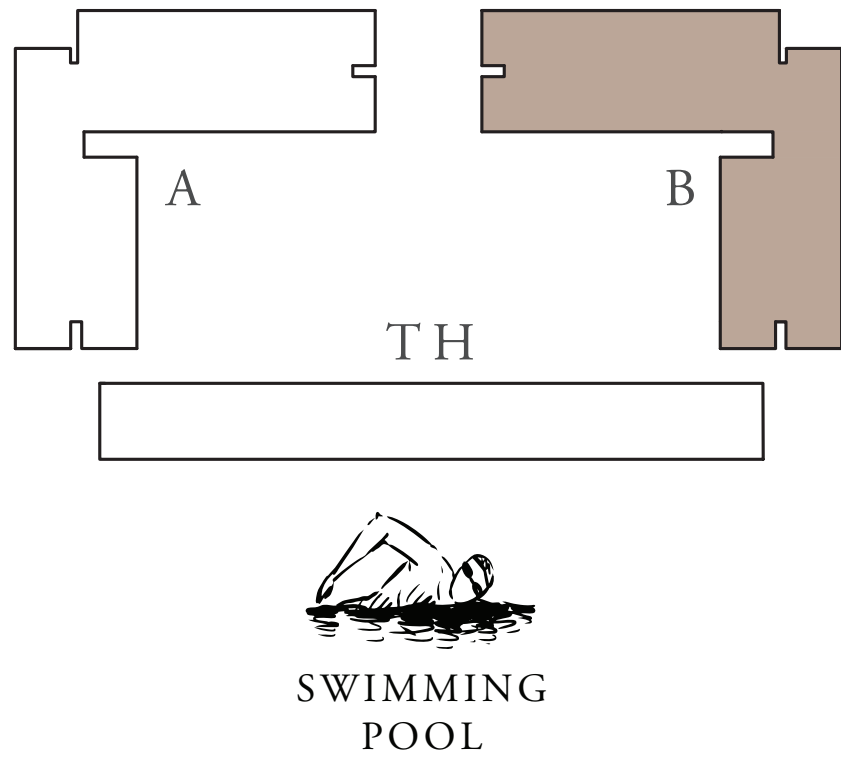


KEY PLAN



FIRST FLOOR LEVEL

LAYOUT



FLOOR PLAN 1. All dimensions are in imperial and metric, and measured from finish to finish excluding construction tolerances. 2. All materials, dimensions, and drawings are approximate only. 3. Information is subject to change without notice, at developer's absolute discretion. 4. Actual area may vary from the stated area. 5. Drawings not to scale. 6. All images used are for illustrative purposes only and do not represent the actual size, features, specifications, fittings, and furnishings. 7. The developer reserves the right to make revisions / alterations, at it's absolute discretion, without any liability whatsoever.

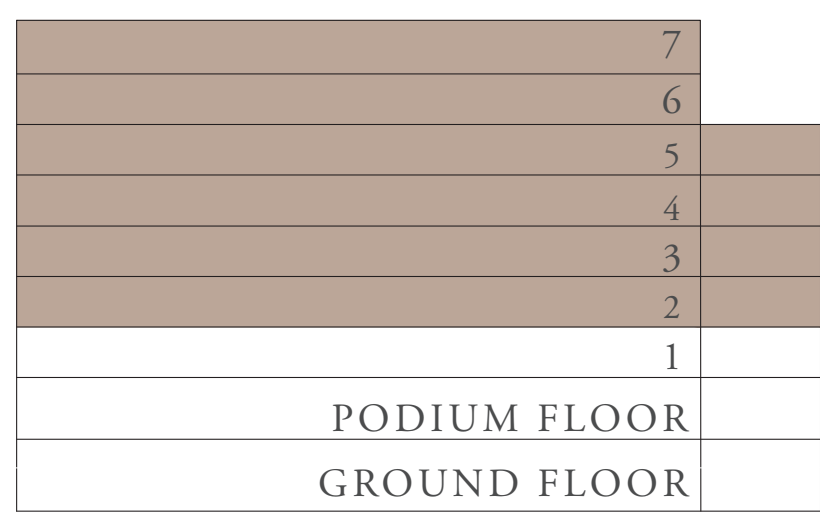
SERA 2

RASHID YACHTS & MARINA

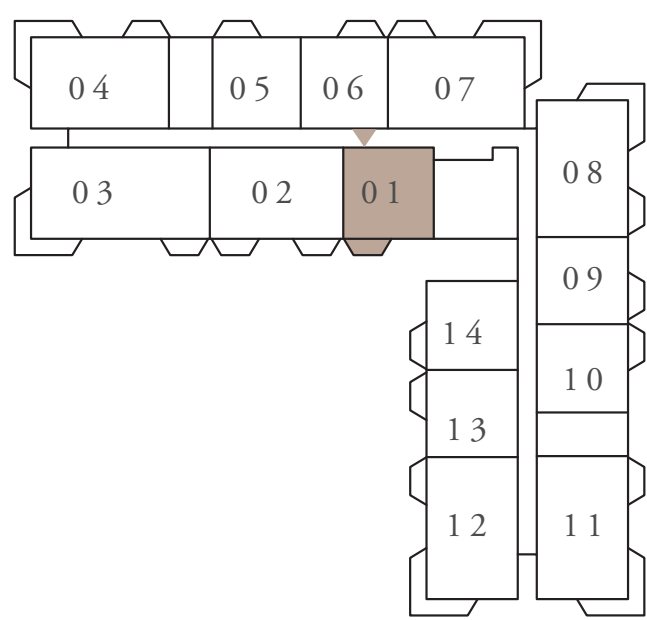
BUILDING B 1 BEDROOM TYPE C2

UNITS	201, 301, 401, 501, 601, 701	
SUITE AREA	65.90 SQ.M.	709.34 SQ.FT.
BALCONY AREA	5.93 SQ.M.	63.83 SQ.FT.
TOTAL AREA	71.83 SQ.M.	773.17 SQ.FT.

KEY SECTION

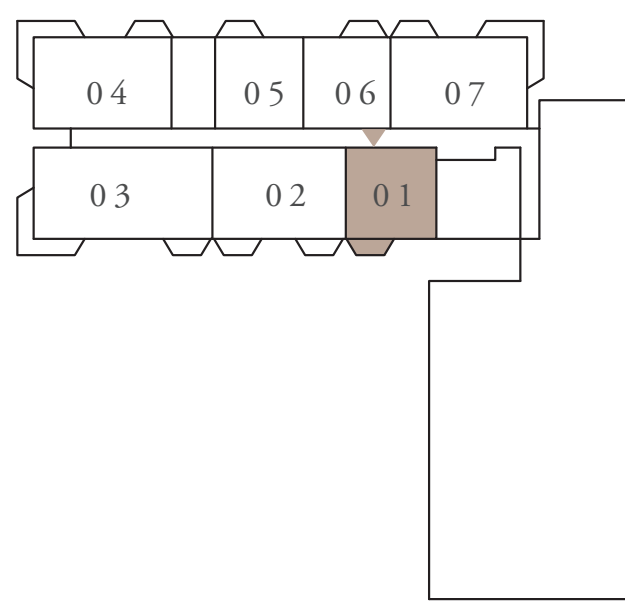
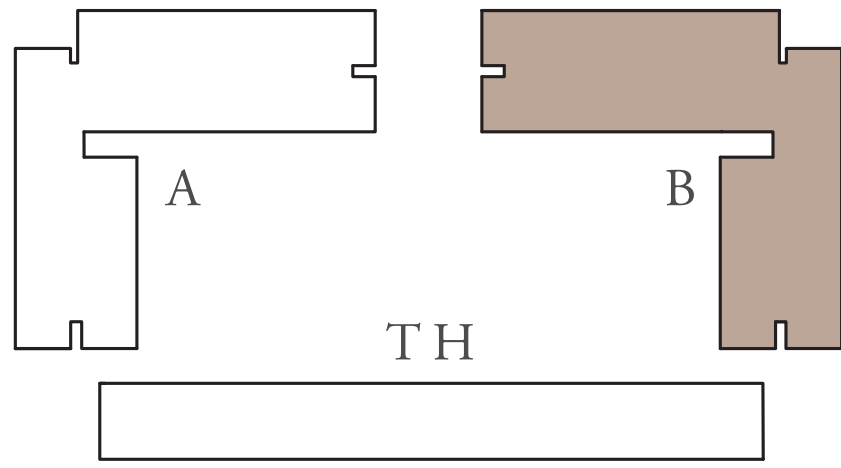


KEY PLAN




LEVEL 2ND TO 5TH

LAYOUT



LEVEL 6TH & 7TH



FLOOR PLAN 1. All dimensions are in imperial and metric, and measured from finish to finish excluding construction tolerances. 2. All materials, dimensions, and drawings are approximate only. 3. Information is subject to change without notice, at developer’s absolute discretion. 4. Actual area may vary from the stated area. 5. Drawings not to scale. 6. All images used are for illustrative purposes only and do not represent the actual size, features, specifications, fittings, and furnishings. 7. The developer reserves the right to make revisions / alterations, at it’s absolute discretion, without any liability whatsoever.


SERA 2

RASHID YACHTS & MARINA

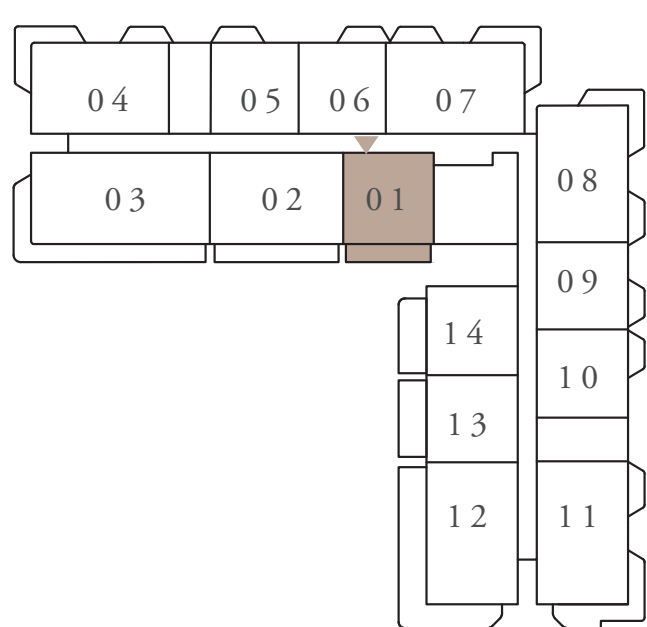
BUILDING B 1 BEDROOM TYPE C2.1

UNITS	101	
SUITE AREA	65.54 SQ.M.	705.47 SQ.FT.
BALCONY AREA	14.13 SQ.M.	152.09 SQ.FT.
TOTAL AREA	79.67 SQ.M.	857.56 SQ.FT.

KEY SECTION

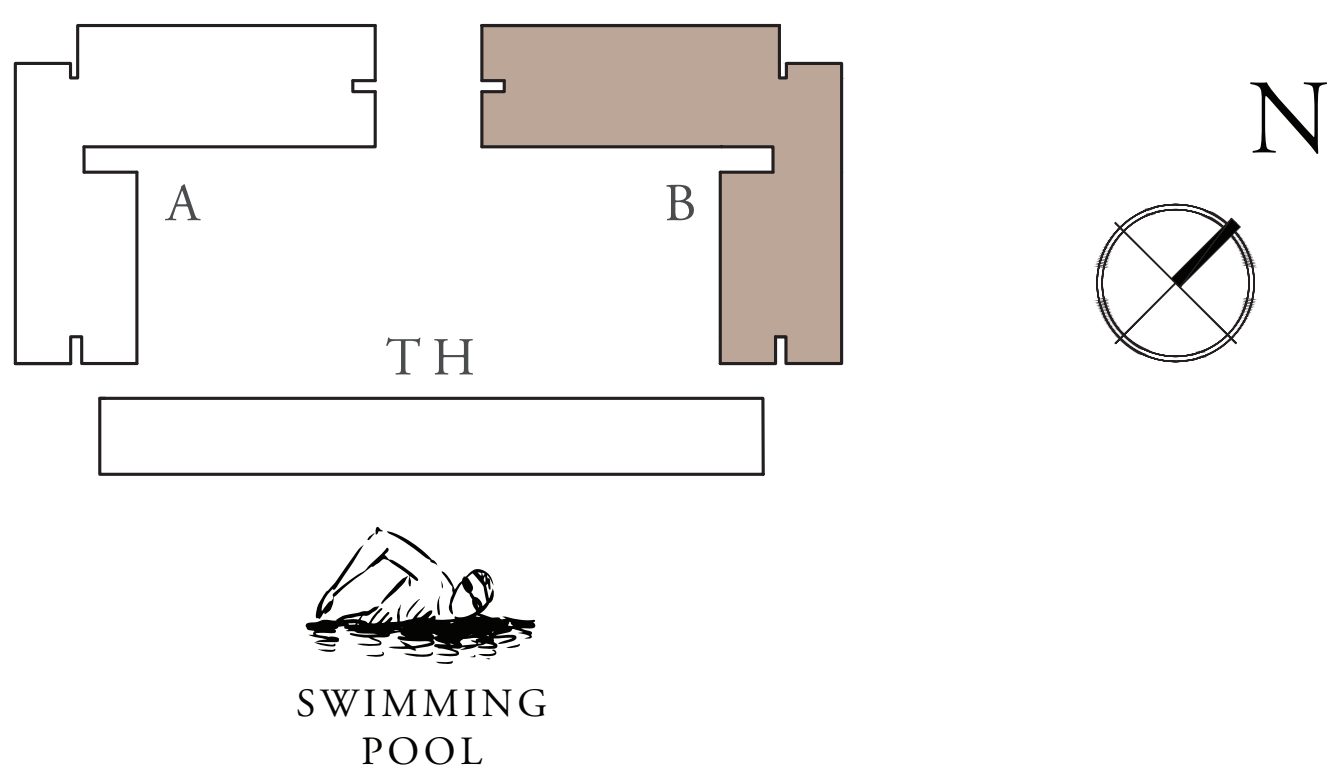


KEY PLAN



FIRST FLOOR LEVEL

LAYOUT



FLOOR PLAN 1. All dimensions are in imperial and metric, and measured from finish to finish excluding construction tolerances. 2. All materials, dimensions, and drawings are approximate only. 3. Information is subject to change without notice, at developer's absolute discretion. 4. Actual area may vary from the stated area. 5. Drawings not to scale. 6. All images used are for illustrative purposes only and do not represent the actual size, features, specifications, fittings, and furnishings. 7. The developer reserves the right to make revisions / alterations, at it's absolute discretion, without any liability whatsoever.


SERA 2

RASHID YACHTS & MARINA

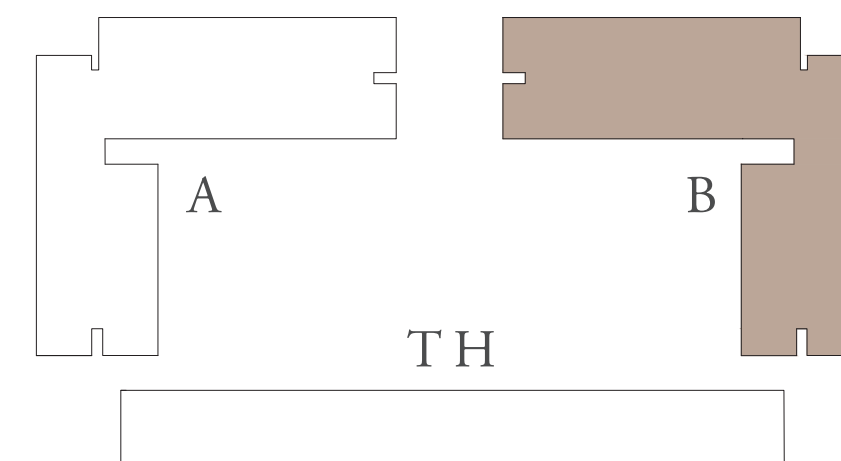
BUILDING B 1 BEDROOM TYPE D2

UNITS	P02, 105, 205, 305, 405, 505, 605, 705	
SUITE AREA	65.30 SQ.M.	702.88 SQ.FT.
BALCONY AREA	7.00 SQ.M.	75.35 SQ.FT.
TOTAL AREA	72.30 SQ.M.	778.23 SQ.FT.

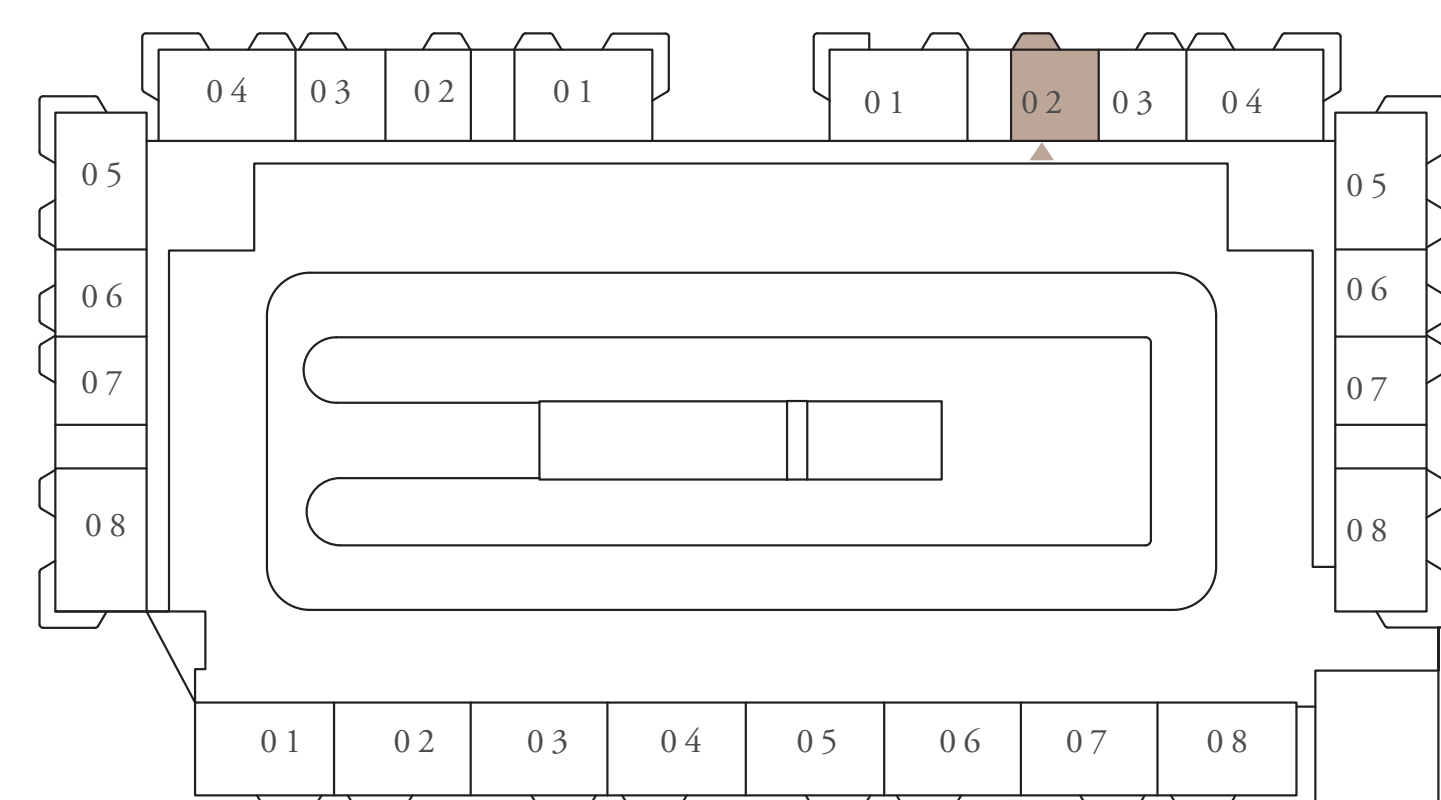
KEY SECTION



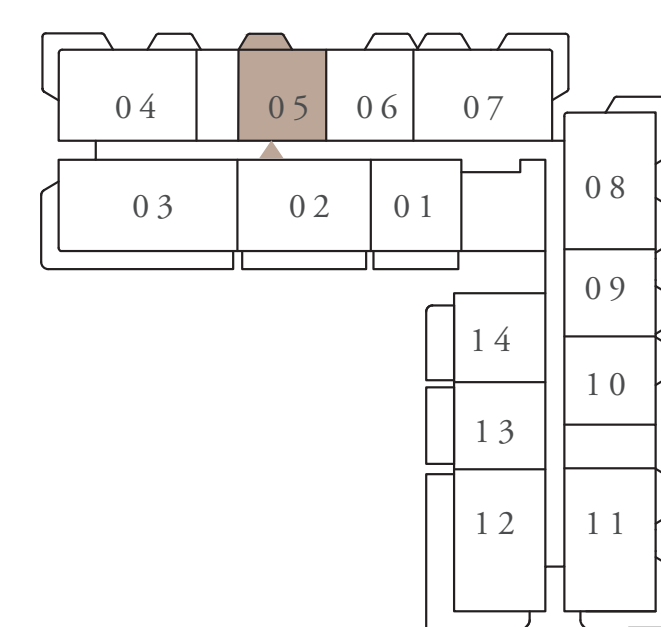
LAYOUT



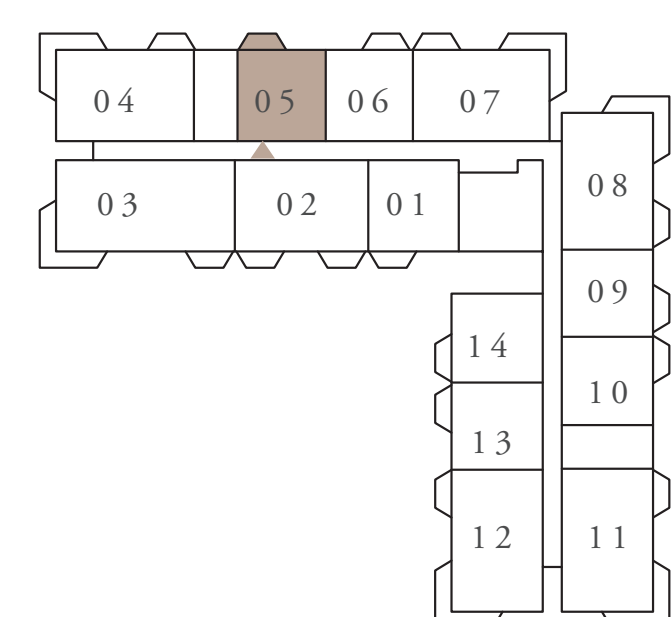
KEY PLAN



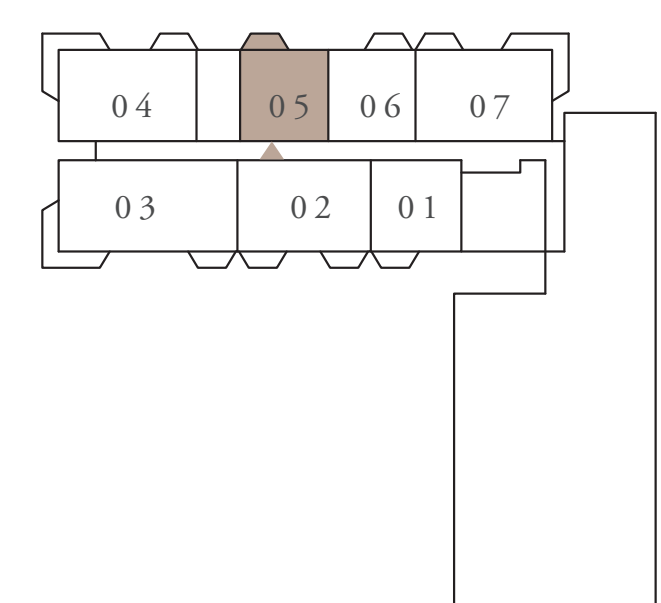
PODIUM FLOOR LEVEL



FIRST FLOOR LEVEL



LEVEL 2ND TO 5TH



LEVEL 6TH & 7TH



FLOOR PLAN 1. All dimensions are in imperial and metric, and measured from finish to finish excluding construction tolerances. 2. All materials, dimensions, and drawings are approximate only. 3. Information is subject to change without notice, at developer's absolute discretion. 4. Actual area may vary from the stated area. 5. Drawings not to scale. 6. All images used are for illustrative purposes only and do not represent the actual size, features, specifications, fittings, and furnishings. 7. The developer reserves the right to make revisions / alterations, at it's absolute discretion, without any liability whatsoever.


SERA 2

RASHID YACHTS & MARINA

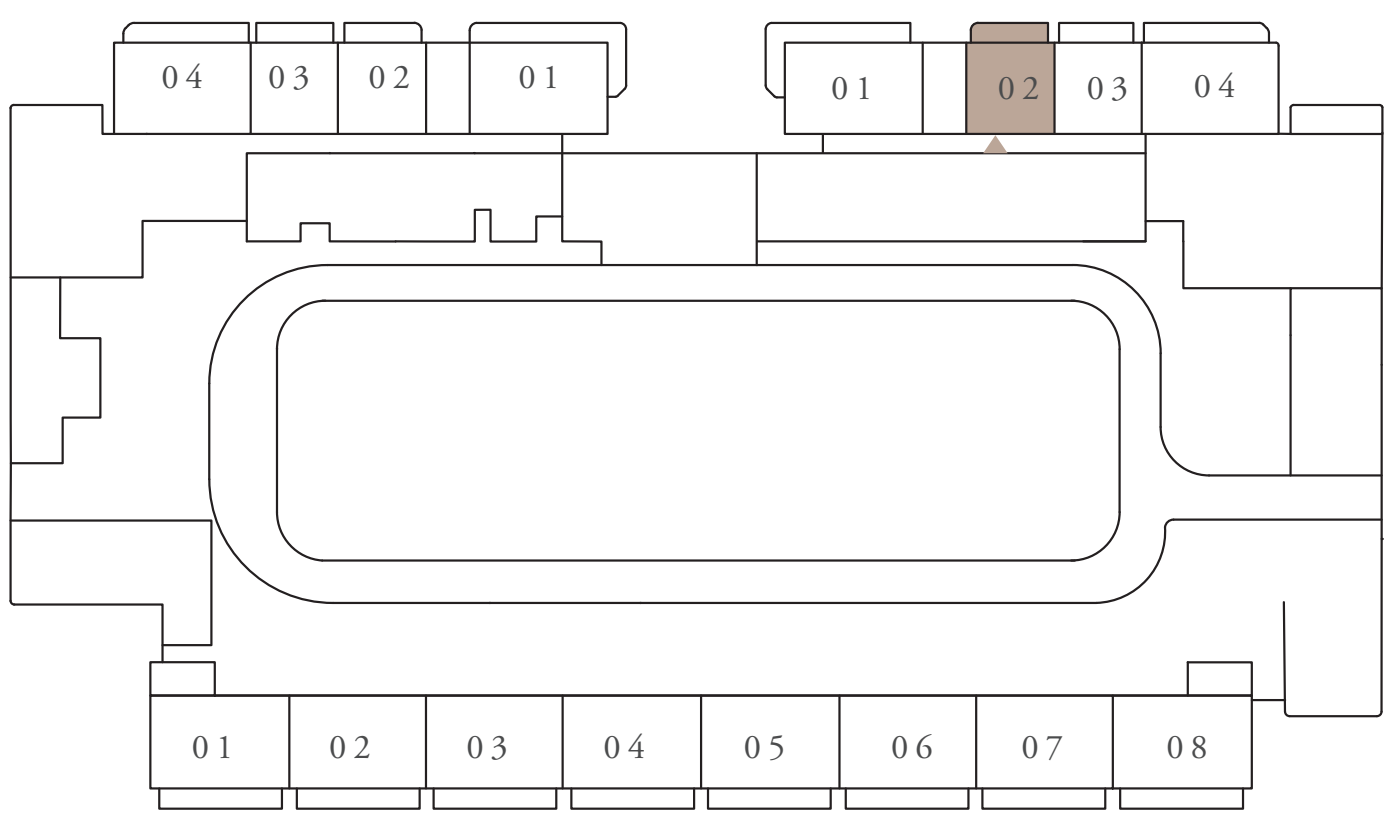
BUILDING B 1 BEDROOM TYPE D2.1

UNITS		G 02
SUITE AREA	65.22 SQ.M.	702.02 SQ.FT.
BALCONY AREA	13.24 SQ.M.	142.51 SQ.FT.
TOTAL AREA	78.46 SQ.M.	844.54 SQ.FT.

KEY SECTION

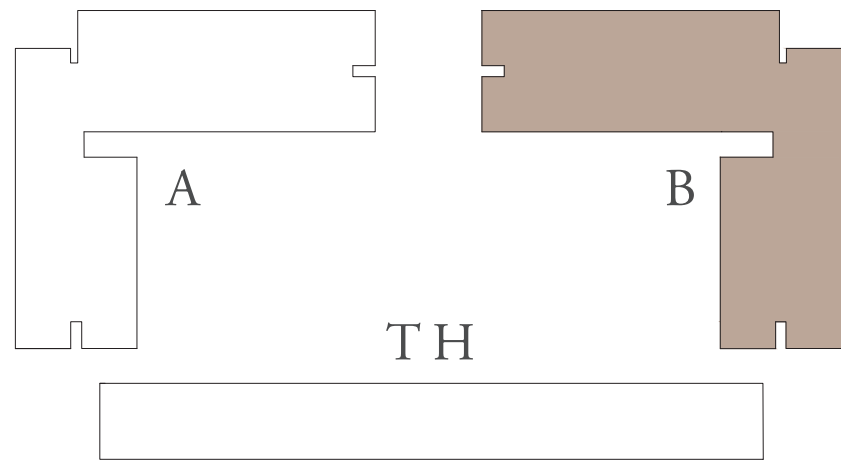


KEY PLAN



GROUND FLOOR LEVEL

LAYOUT



FLOOR PLAN 1. All dimensions are in imperial and metric, and measured from finish to finish excluding construction tolerances. 2. All materials, dimensions, and drawings are approximate only. 3. Information is subject to change without notice, at developer's absolute discretion. 4. Actual area may vary from the stated area. 5. Drawings not to scale. 6. All images used are for illustrative purposes only and do not represent the actual size, features, specifications, fittings, and furnishings. 7. The developer reserves the right to make revisions / alterations, at it's absolute discretion, without any liability whatsoever.

SERA 2


RASHID YACHTS & MARINA

BUILDING B 2 BEDROOM TYPE A1

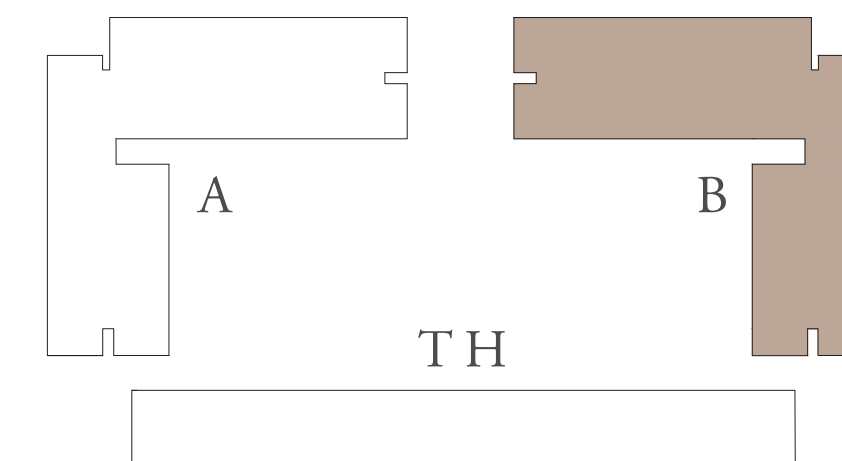
UNITS P05, 108, 208, 308, 408, 508

SUITE AREA	99.59 SQ.M.	1071.98 SQ.FT.
BALCONY AREA	23.76 SQ.M.	255.75 SQ.FT.
TOTAL AREA	123.35 SQ.M.	1327.73 SQ.FT.

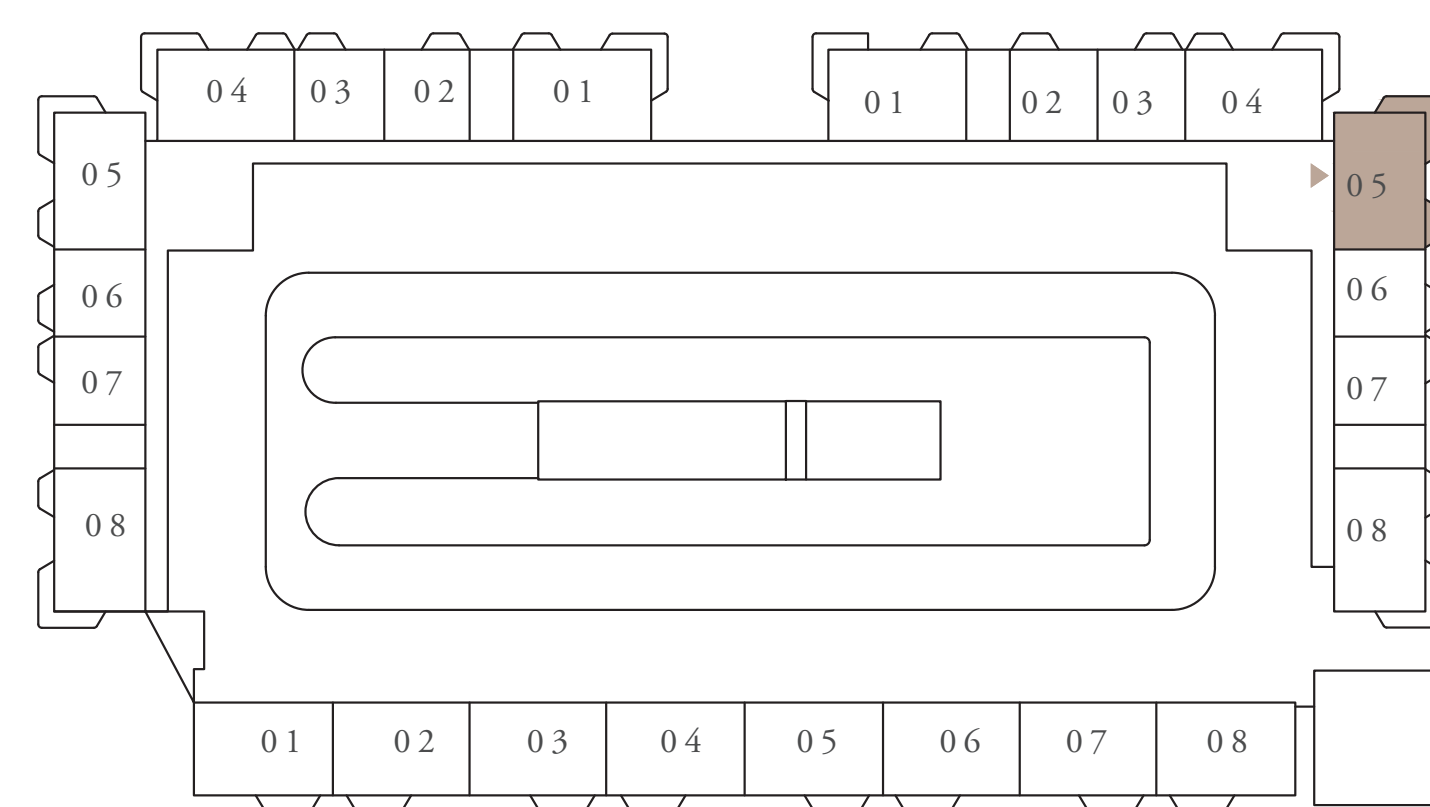
KEY SECTION



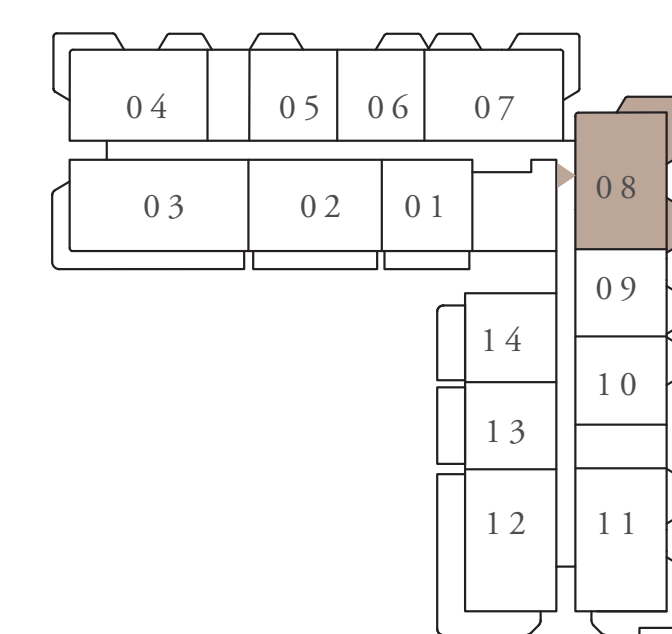
LAYOUT



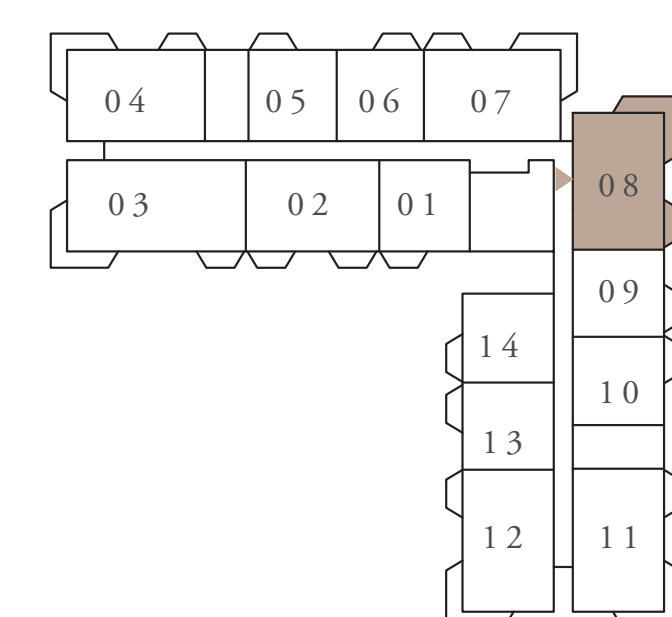
KEY PLAN



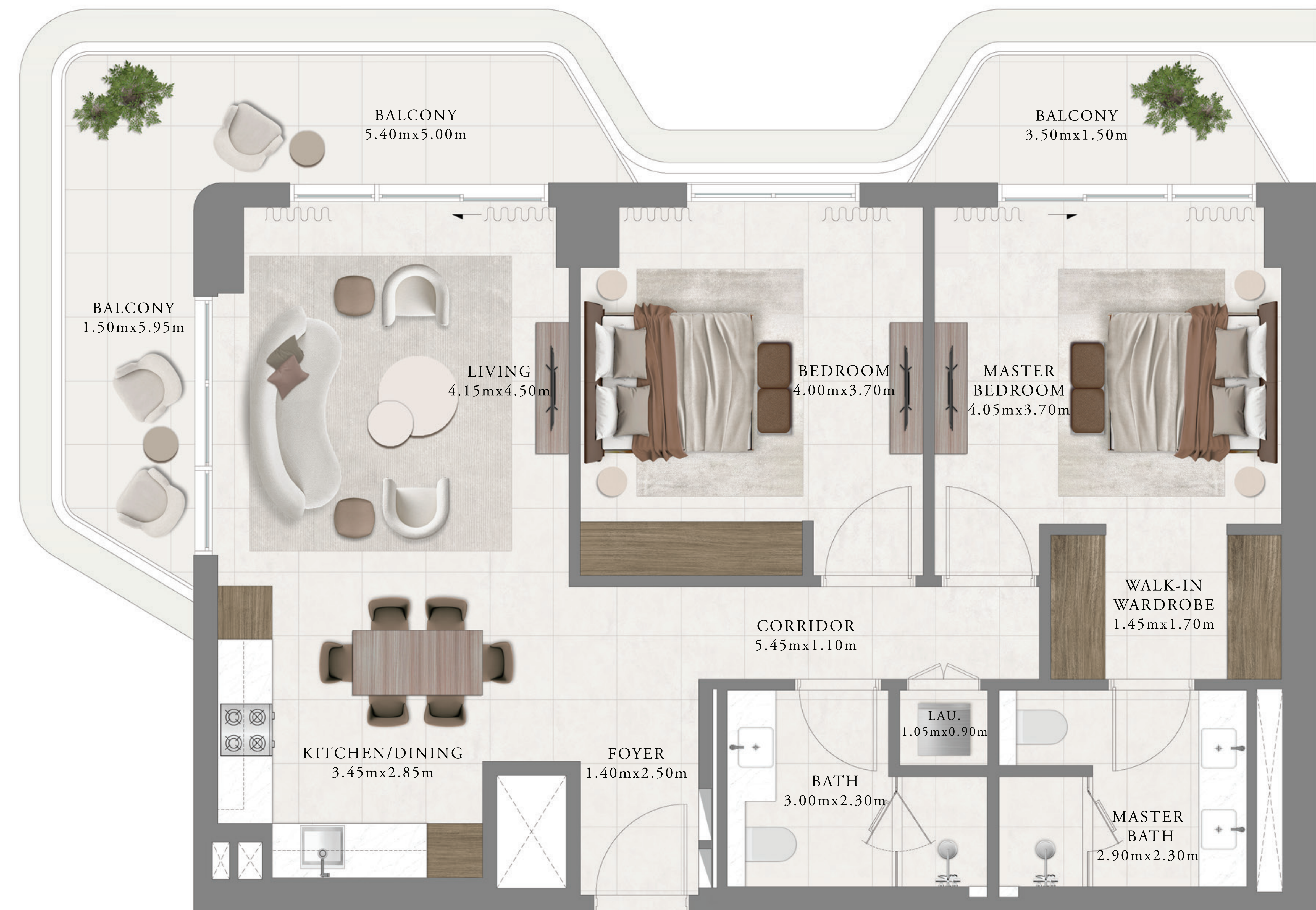
PODIUM FLOOR LEVEL



FIRST FLOOR LEVEL



LEVEL 2ND TO 5TH



FLOOR PLAN 1. All dimensions are in imperial and metric, and measured from finish to finish excluding construction tolerances. 2. All materials, dimensions, and drawings are approximate only. 3. Information is subject to change without notice, at developer's absolute discretion. 4. Actual area may vary from the stated area. 5. Drawings not to scale. 6. All images used are for illustrative purposes only and do not represent the actual size, features, specifications, fittings, and furnishings. 7. The developer reserves the right to make revisions / alterations, at it's absolute discretion, without any liability whatsoever.


SERA 2

RASHID YACHTS & MARINA

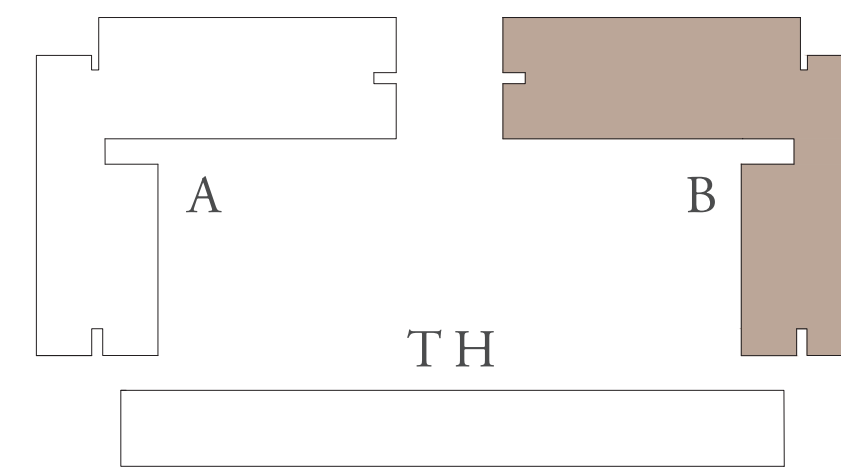
BUILDING B 2 BEDROOM TYPE A2

UNITS	P04, 107, 207, 307, 407, 507, 607, 707	
SUITE AREA	99.55 SQ.M.	1071.55 SQ.FT.
BALCONY AREA	23.08 SQ.M.	248.43 SQ.FT.
TOTAL AREA	122.63 SQ.M.	1319.98 SQ.FT.

KEY SECTION

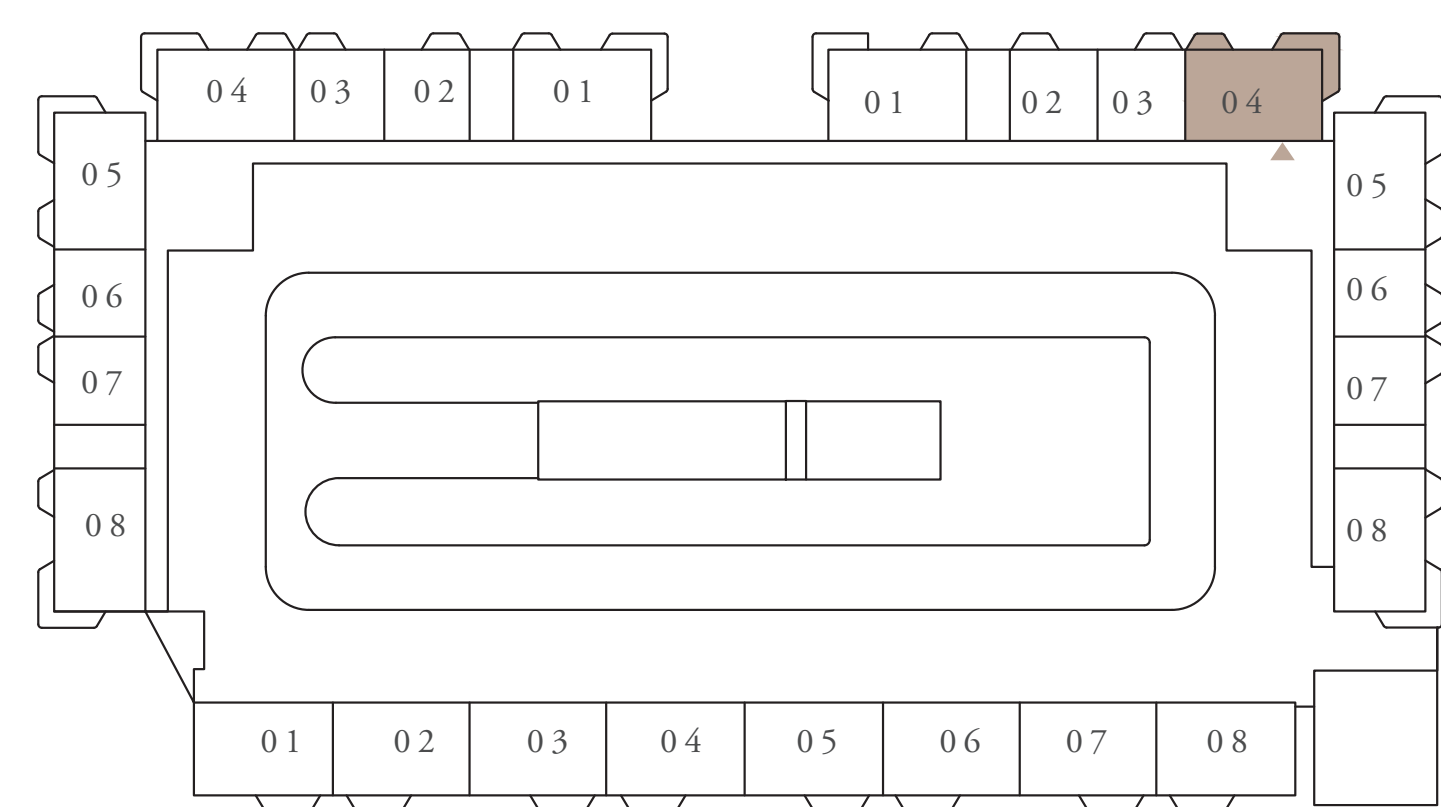


LAYOUT

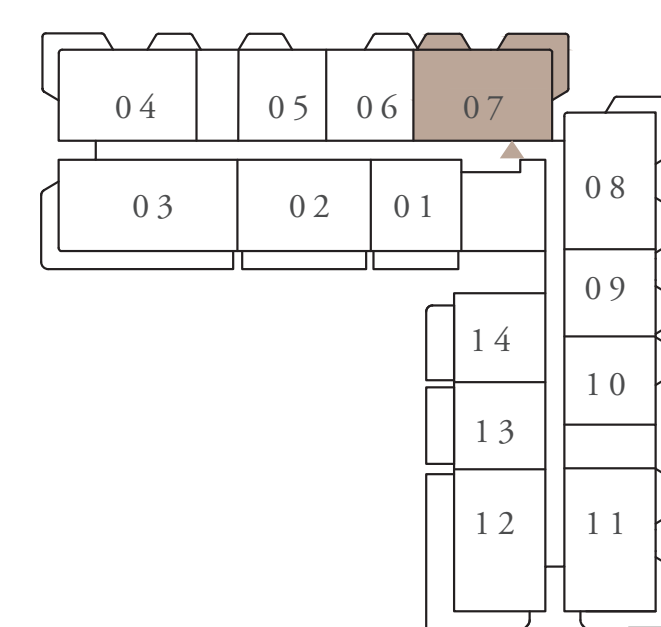


SWIMMING POOL

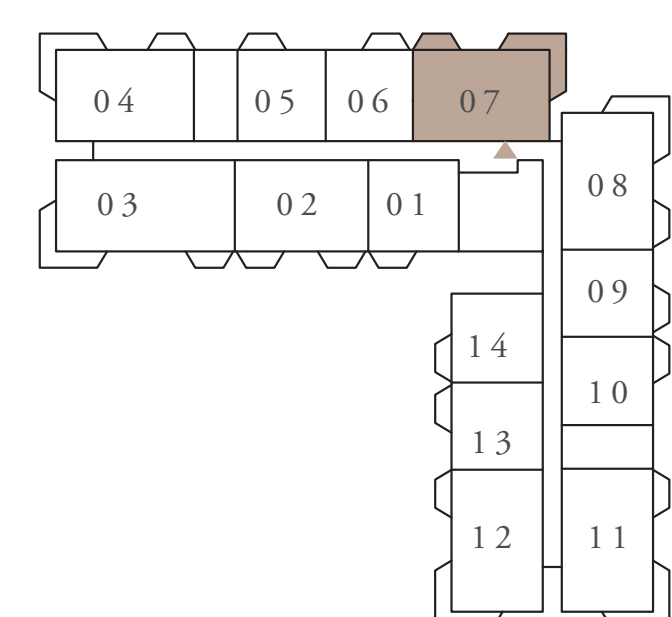
KEY PLAN



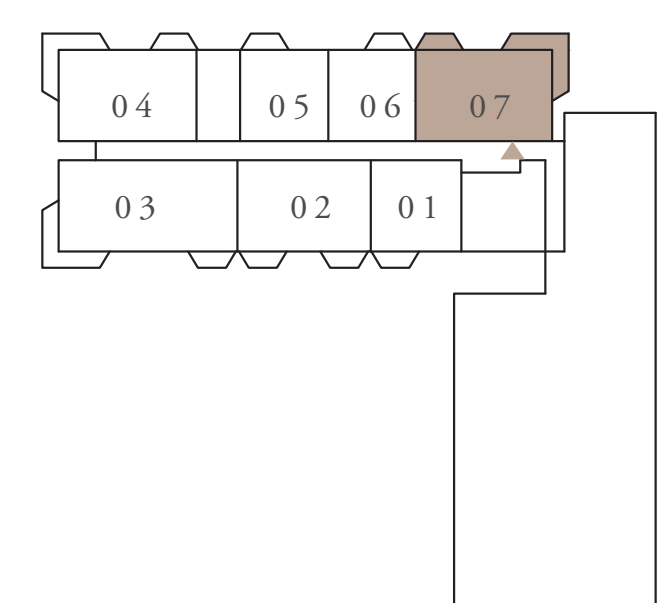
PODIUM FLOOR LEVEL



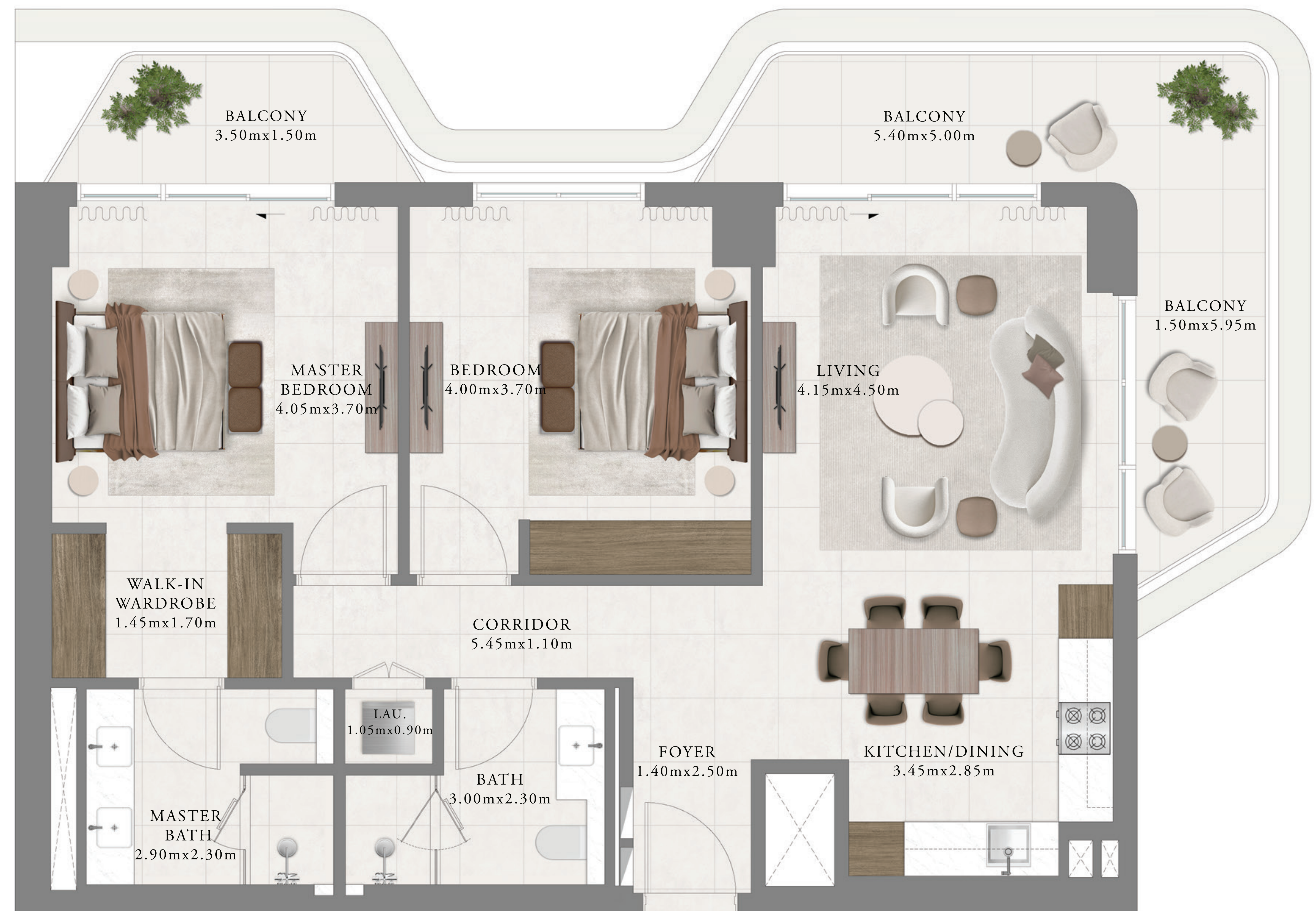
FIRST FLOOR LEVEL



LEVEL 2ND TO 5TH



LEVEL 6TH & 7TH

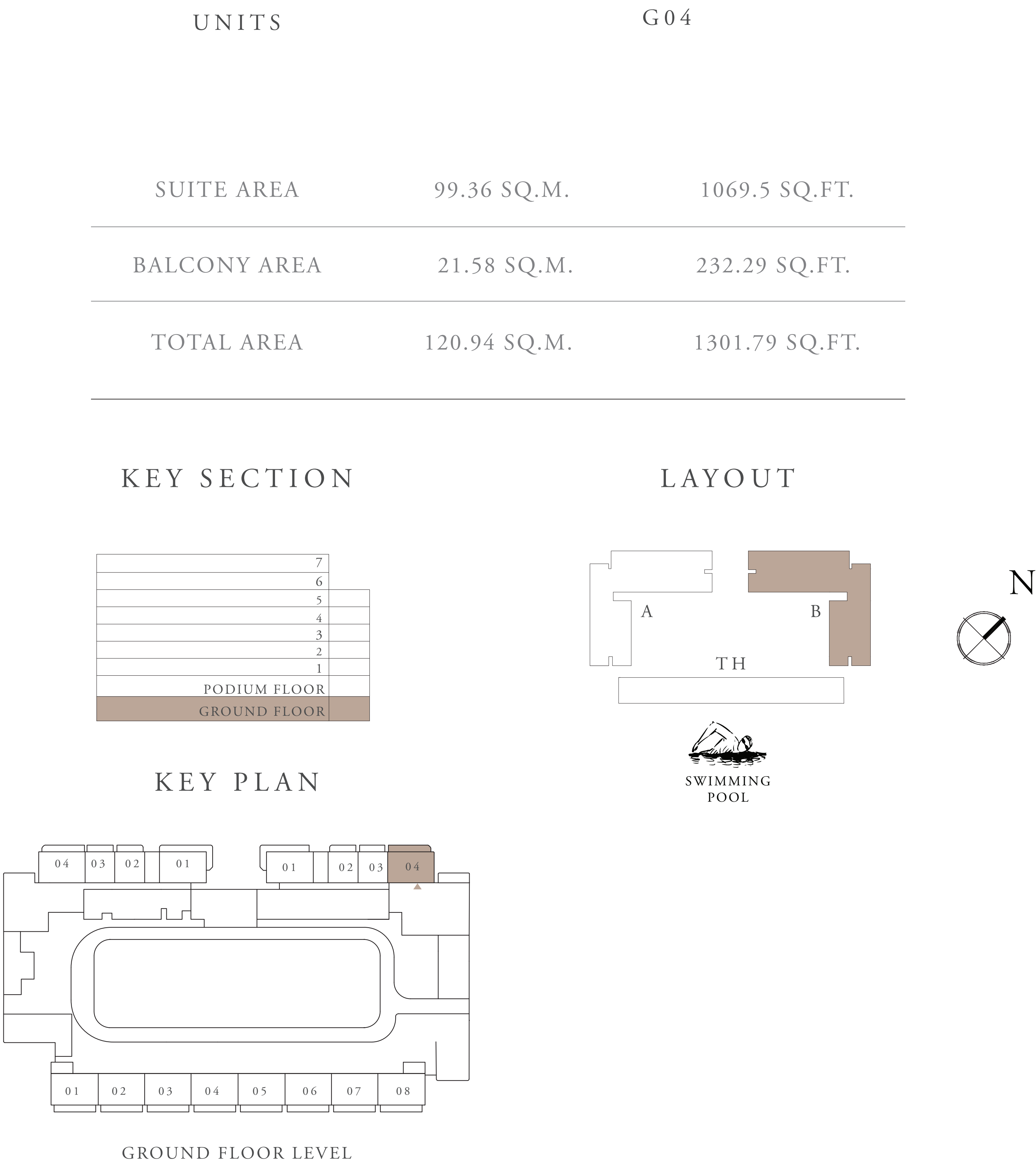


FLOOR PLAN 1. All dimensions are in imperial and metric, and measured from finish to finish excluding construction tolerances. 2. All materials, dimensions, and drawings are approximate only. 3. Information is subject to change without notice, at developer's absolute discretion. 4. Actual area may vary from the stated area. 5. Drawings not to scale. 6. All images used are for illustrative purposes only and do not represent the actual size, features, specifications, fittings, and furnishings. 7. The developer reserves the right to make revisions / alterations, at it's absolute discretion, without any liability whatsoever.

SERA 2

RASHID YACHTS & MARINA

BUILDING B 2 BEDROOM TYPE A2.1



FLOOR PLAN 1. All dimensions are in imperial and metric, and measured from finish to finish excluding construction tolerances. 2. All materials, dimensions, and drawings are approximate only. 3. Information is subject to change without notice, at developer's absolute discretion. 4. Actual area may vary from the stated area. 5. Drawings not to scale. 6. All images used are for illustrative purposes only and do not represent the actual size, features, specifications, fittings, and furnishings. 7. The developer reserves the right to make revisions / alterations, at it's absolute discretion, without any liability whatsoever.

SERA 2


RASHID YACHTS & MARINA

BUILDING B 2 BEDROOM TYPE B2

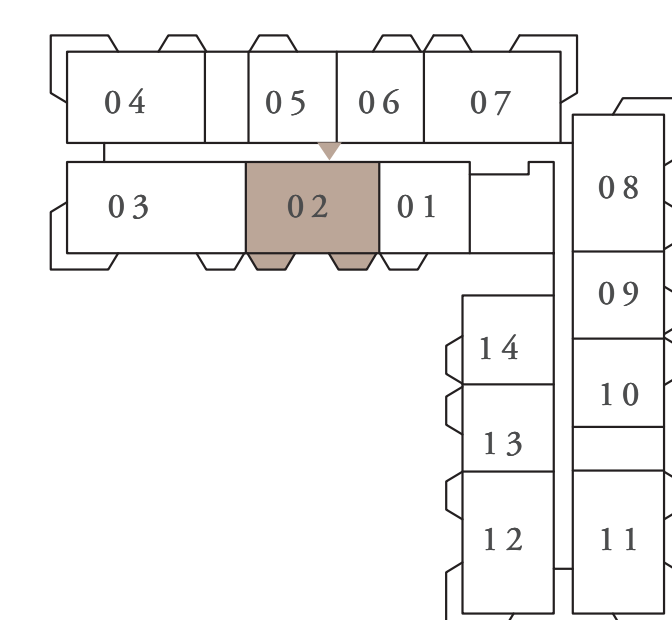
UNITS 202, 302, 402, 502, 602, 702

SUITE AREA	99.23 SQ.M.	1068.10 SQ.FT.
BALCONY AREA	11.85 SQ.M.	127.55 SQ.FT.
TOTAL AREA	111.08 SQ.M.	1195.66 SQ.FT.

KEY SECTION

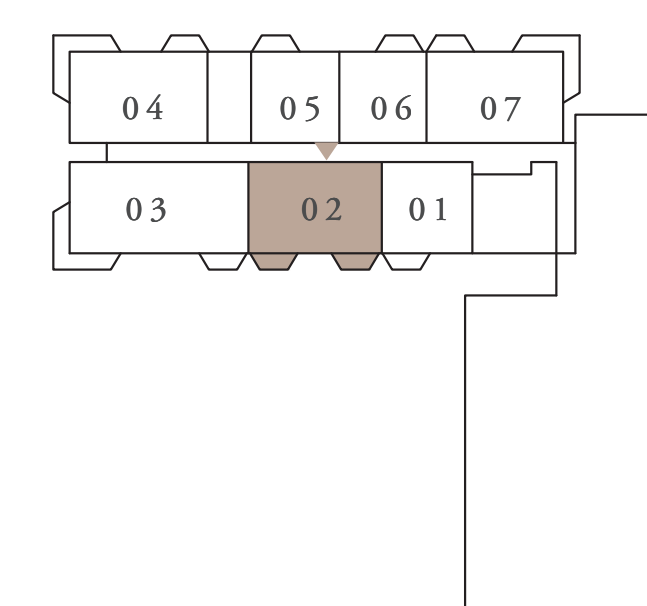
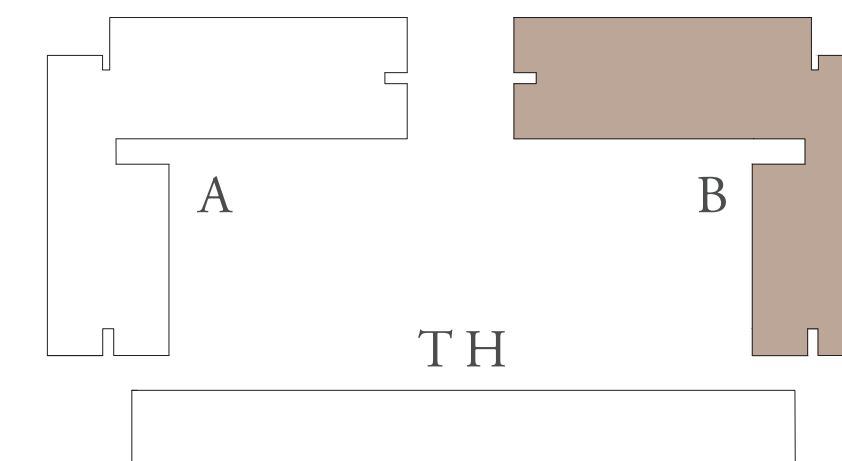


KEY PLAN



LEVEL 2ND TO 5TH

LAYOUT



LEVEL 6TH & 7TH



FLOOR PLAN 1. All dimensions are in imperial and metric, and measured from finish to finish excluding construction tolerances. 2. All materials, dimensions, and drawings are approximate only. 3. Information is subject to change without notice, at developer's absolute discretion. 4. Actual area may vary from the stated area. 5. Drawings not to scale. 6. All images used are for illustrative purposes only and do not represent the actual size, features, specifications, fittings, and furnishings. 7. The developer reserves the right to make revisions / alterations, at it's absolute discretion, without any liability whatsoever.

SERA 2

RASHID YACHTS & MARINA

BUILDING B 2 BEDROOM TYPE B2.1

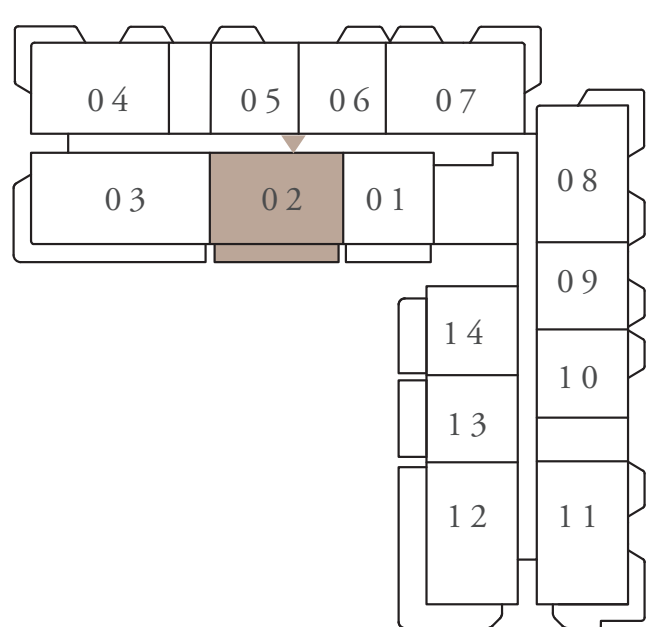
UNITS 102

SUITE AREA	99.58 SQ.M.	1071.87 SQ.FT.
BALCONY AREA	20.69 SQ.M.	222.71 SQ.FT.
TOTAL AREA	120.27 SQ.M.	1294.58 SQ.FT.

KEY SECTION

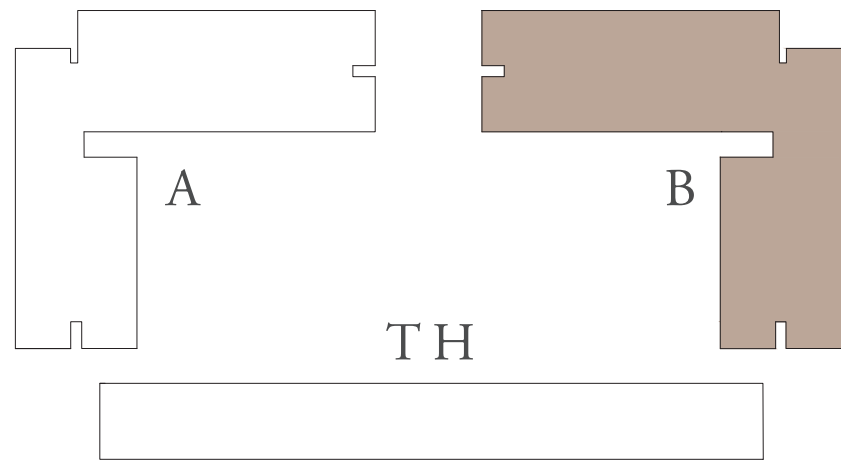
7
6
5
4
3
2
1
PODIUM FLOOR
GROUND FLOOR

KEY PLAN



FIRST FLOOR LEVEL

LAYOUT



FLOOR PLAN 1. All dimensions are in imperial and metric, and measured from finish to finish excluding construction tolerances. 2. All materials, dimensions, and drawings are approximate only. 3. Information is subject to change without notice, at developer's absolute discretion. 4. Actual area may vary from the stated area. 5. Drawings not to scale. 6. All images used are for illustrative purposes only and do not represent the actual size, features, specifications, fittings, and furnishings. 7. The developer reserves the right to make revisions / alterations, at it's absolute discretion, without any liability whatsoever.

SERA 2


RASHID YACHTS & MARINA

BUILDING B 2 BEDROOM TYPE C2

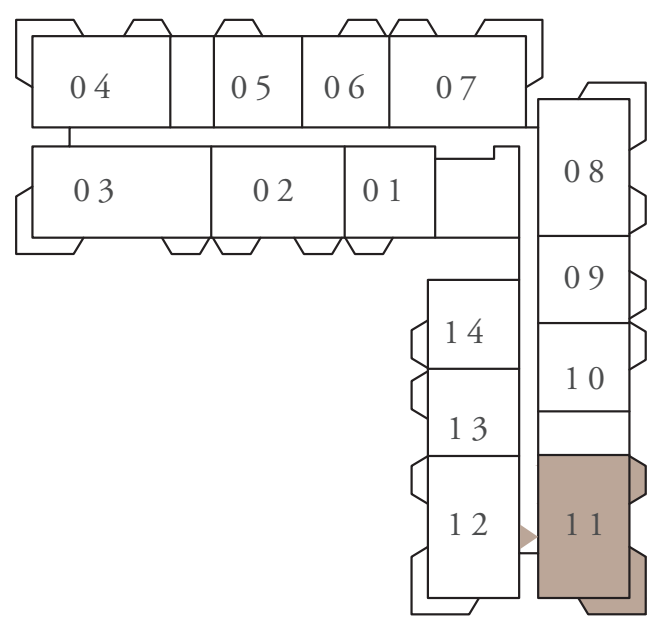
UNITS 211, 311, 411, 511

SUITE AREA	105.57 SQ.M.	1136.35 SQ.FT.
BALCONY AREA	23.94 SQ.M.	257.69 SQ.FT.
TOTAL AREA	129.51 SQ.M.	1394.03 SQ.FT.

KEY SECTION

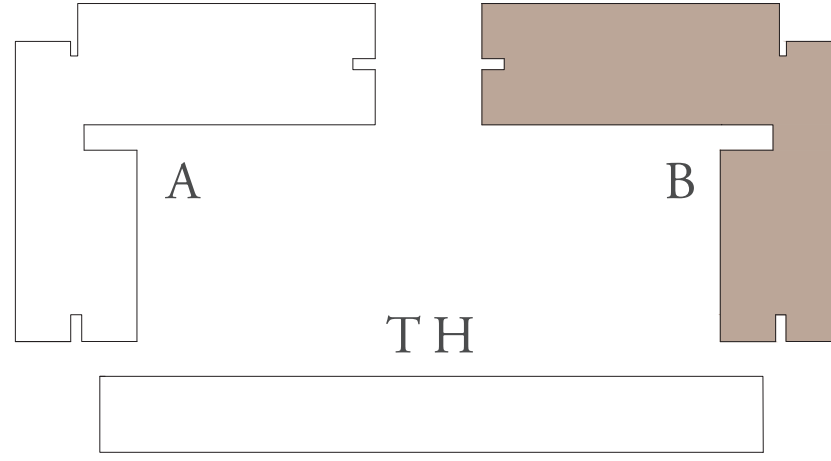


KEY PLAN




LEVEL 2ND TO 5TH

LAYOUT



SWIMMING POOL



FLOOR PLAN 1. All dimensions are in imperial and metric, and measured from finish to finish excluding construction tolerances. 2. All materials, dimensions, and drawings are approximate only. 3. Information is subject to change without notice, at developer's absolute discretion. 4. Actual area may vary from the stated area. 5. Drawings not to scale. 6. All images used are for illustrative purposes only and do not represent the actual size, features, specifications, fittings, and furnishings. 7. The developer reserves the right to make revisions / alterations, at it's absolute discretion, without any liability whatsoever.

SERA 2

RASHID YACHTS & MARINA


BUILDING B 2 BEDROOM TYPE C2.1

UNITS

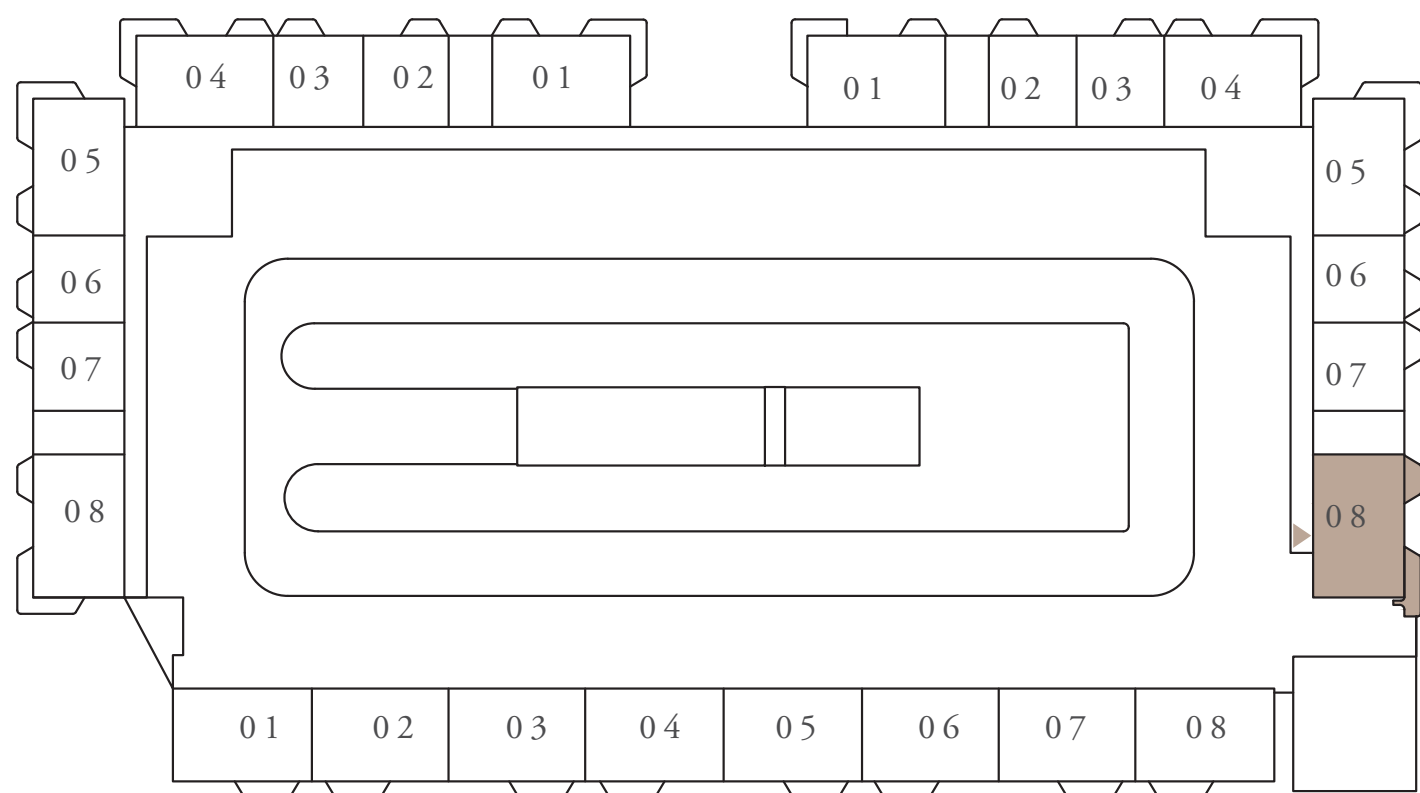
P08

SUITE AREA	105.49 SQ.M.	1135.48 SQ.FT.
BALCONY AREA	17.66 SQ.M.	190.09 SQ.FT.
TOTAL AREA	123.15 SQ.M.	1325.58 SQ.FT.

KEY SECTION


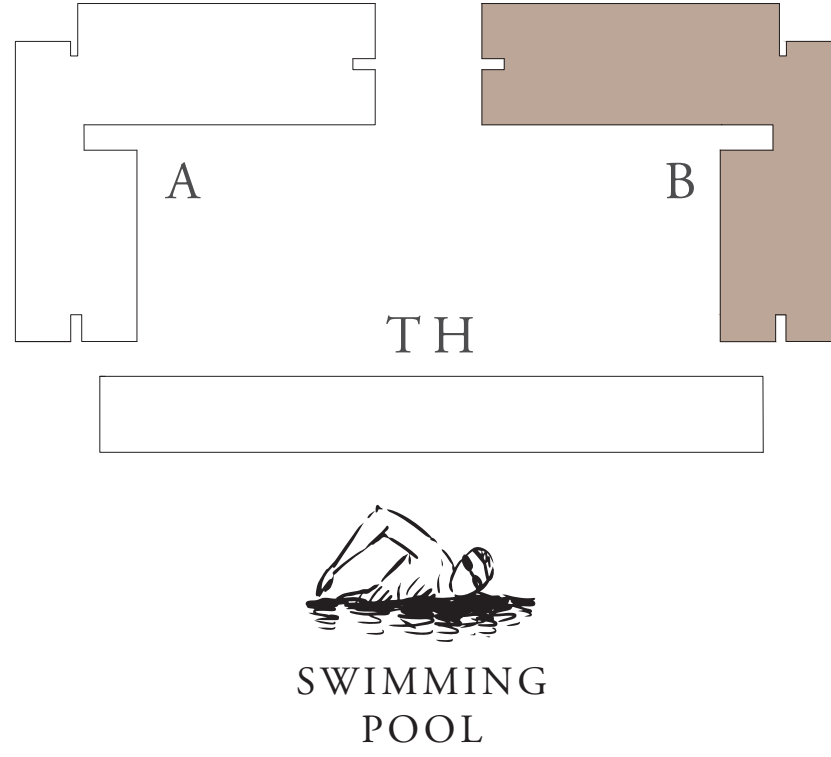


KEY PLAN



PODIUM FLOOR LEVEL

LAYOUT



SERA 2


RASHID YACHTS & MARINA

BUILDING B 2 BEDROOM TYPE C2.2

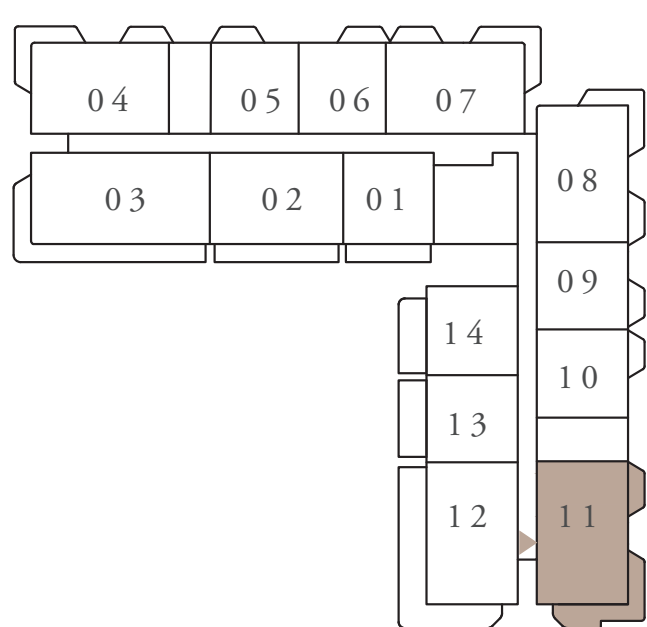
UNITS 111

SUITE AREA	105.57 SQ.M.	1136.35 SQ.FT.
BALCONY AREA	30.70 SQ.M.	330.45 SQ.FT.
TOTAL AREA	136.27 SQ.M.	1466.80 SQ.FT.

KEY SECTION

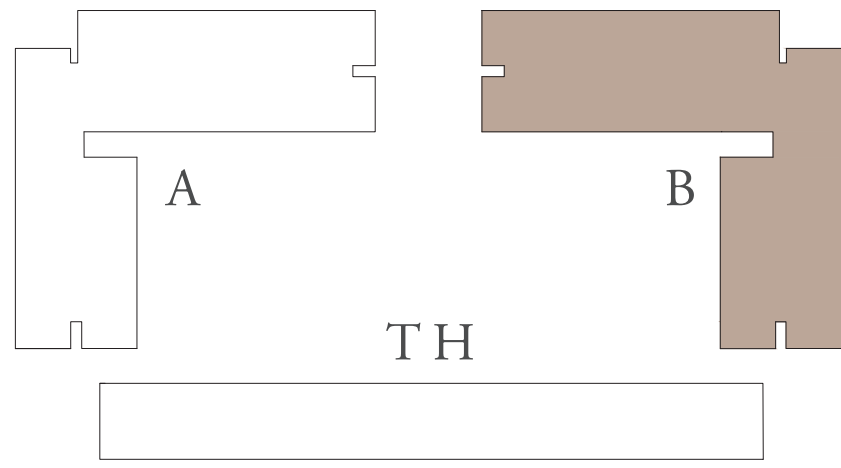


KEY PLAN



FIRST FLOOR LEVEL

LAYOUT



SERA 2


RASHID YACHTS & MARINA

BUILDING B 2 BEDROOM TYPE E2

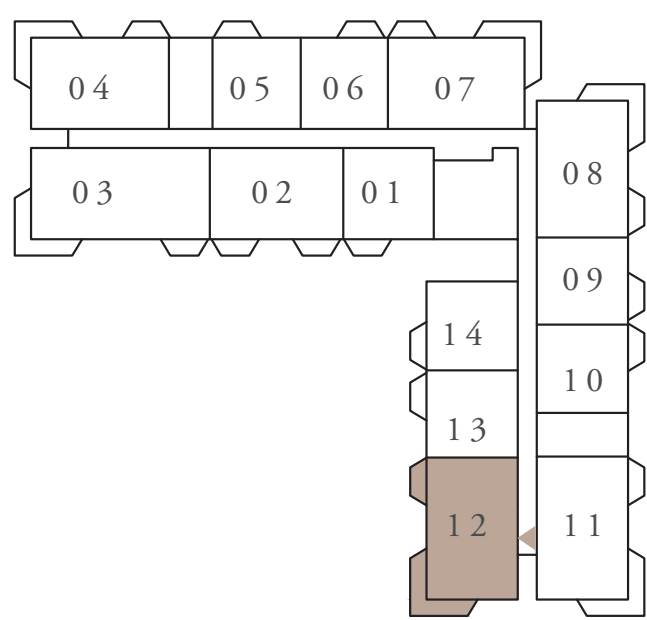
UNITS 212, 312, 412, 512

SUITE AREA	104.75 SQ.M.	1127.52 SQ.FT.
BALCONY AREA	24.36 SQ.M.	262.21 SQ.FT.
TOTAL AREA	129.11 SQ.M.	1389.73 SQ.FT.

KEY SECTION

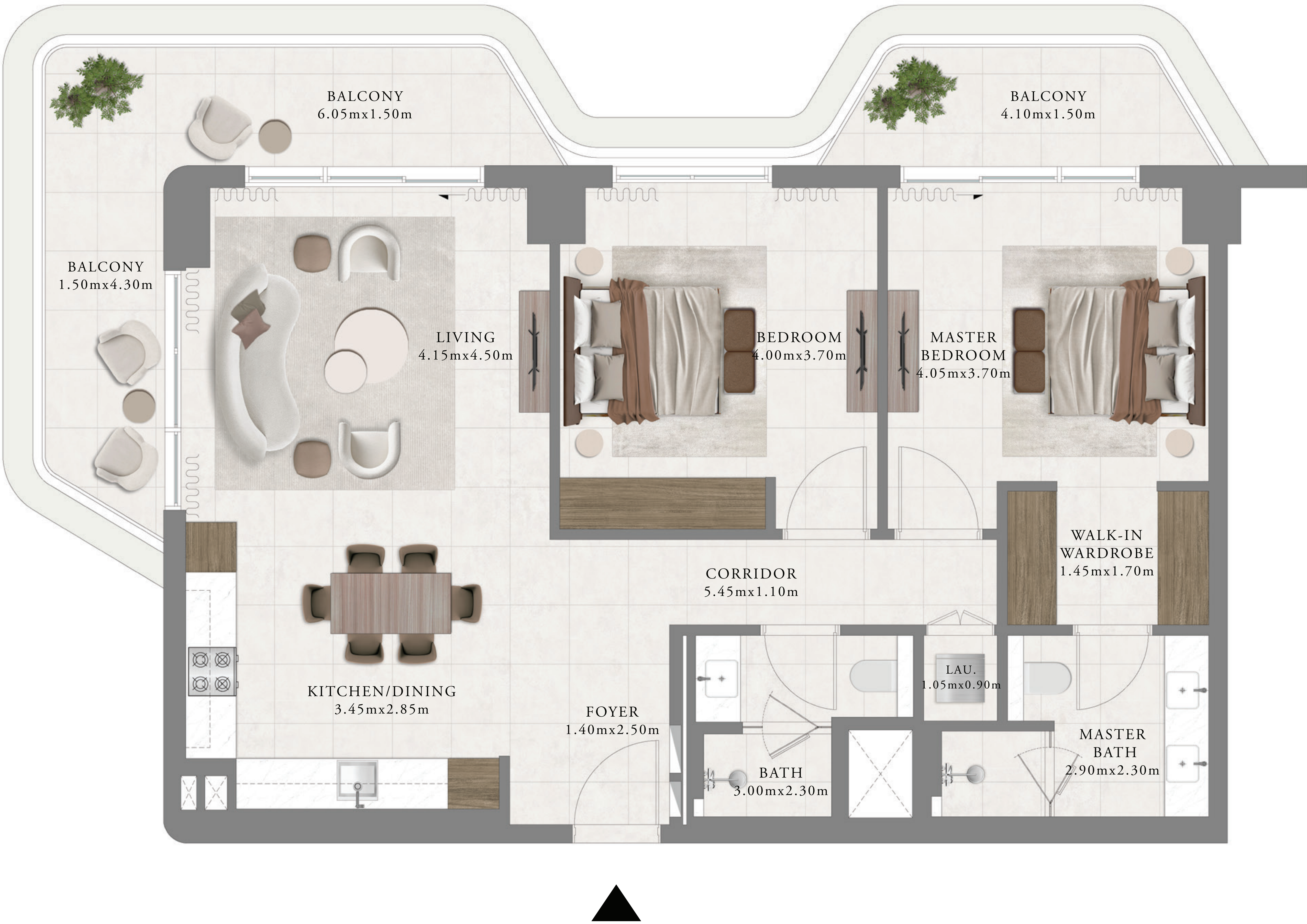

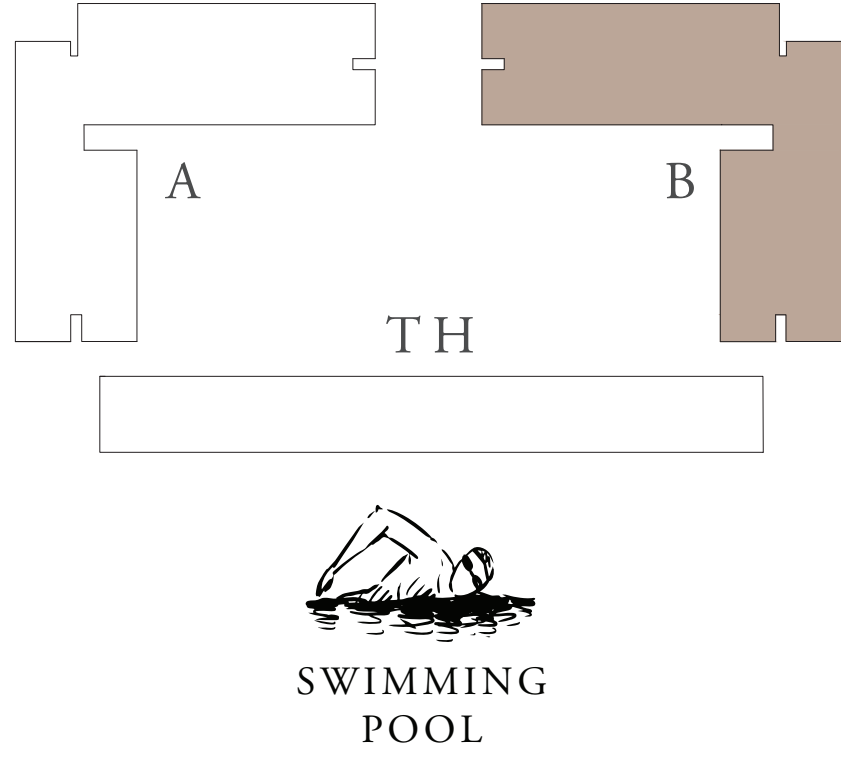


KEY PLAN



LEVEL 2ND TO 5TH

LAYOUT



FLOOR PLAN 1. All dimensions are in imperial and metric, and measured from finish to finish excluding construction tolerances. 2. All materials, dimensions, and drawings are approximate only. 3. Information is subject to change without notice, at developer's absolute discretion. 4. Actual area may vary from the stated area. 5. Drawings not to scale. 6. All images used are for illustrative purposes only and do not represent the actual size, features, specifications, fittings, and furnishings. 7. The developer reserves the right to make revisions / alterations, at it's absolute discretion, without any liability whatsoever.


SERA 2

RASHID YACHTS & MARINA

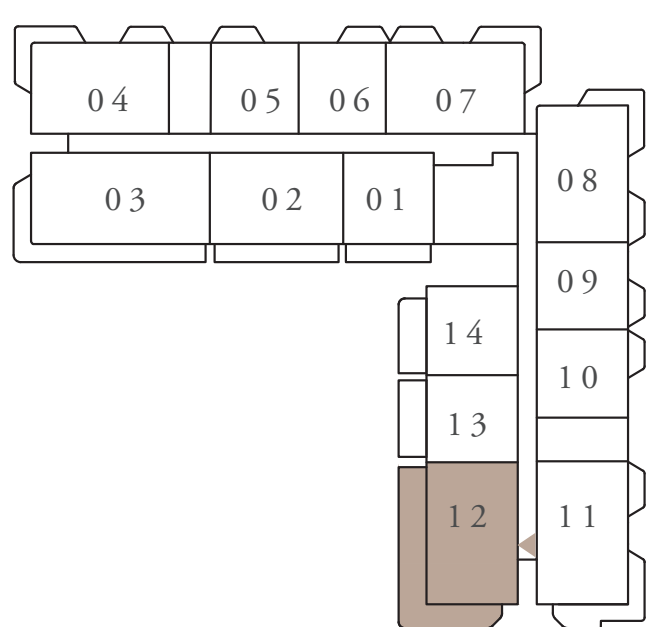
BUILDING B 2 BEDROOM TYPE E2.2

UNITS	112	
SUITE AREA	104.70 SQ.M.	1126.98 SQ.FT.
BALCONY AREA	56.11 SQ.M.	603.96 SQ.FT.
TOTAL AREA	160.81 SQ.M.	1730.94 SQ.FT.

KEY SECTION

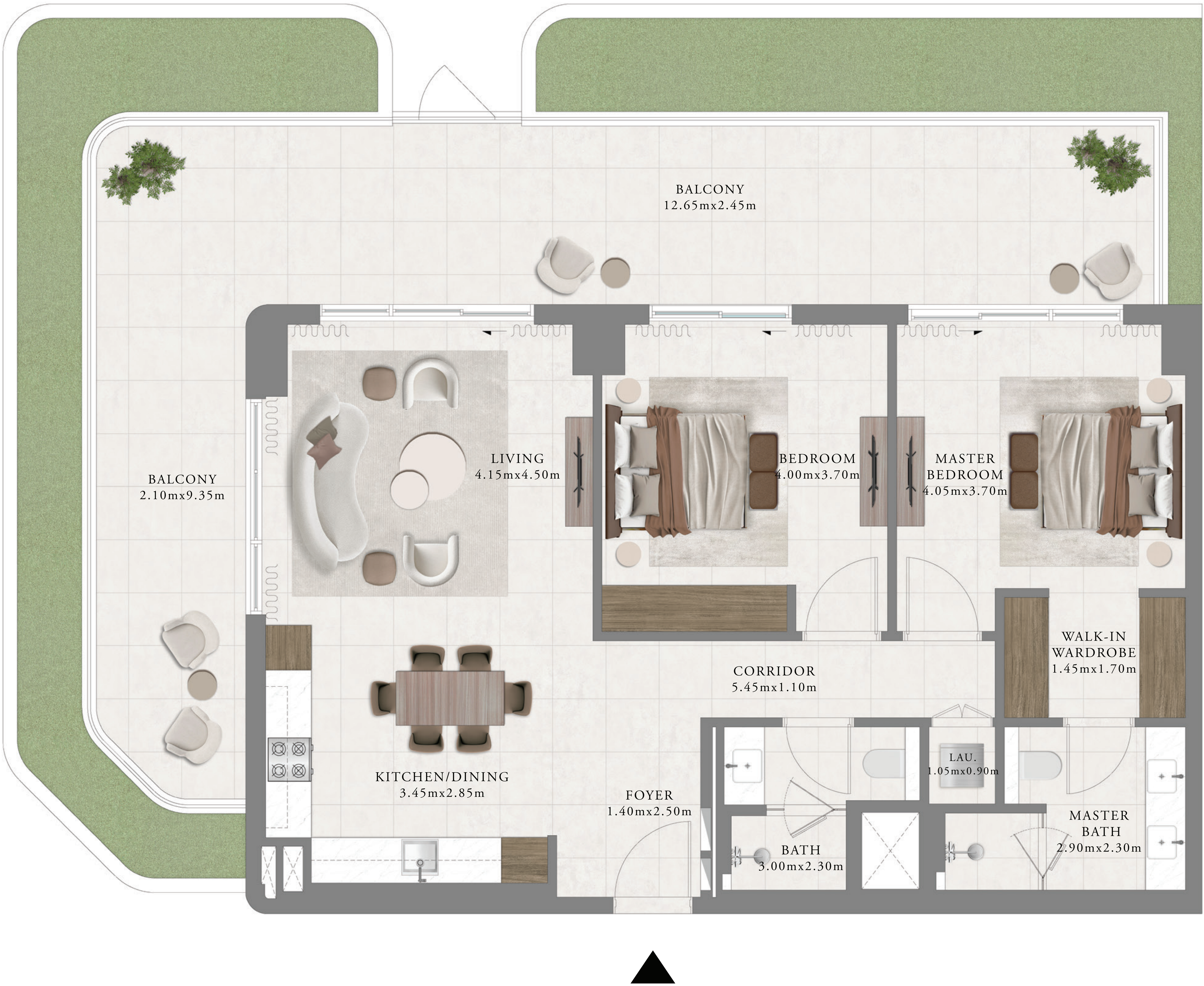

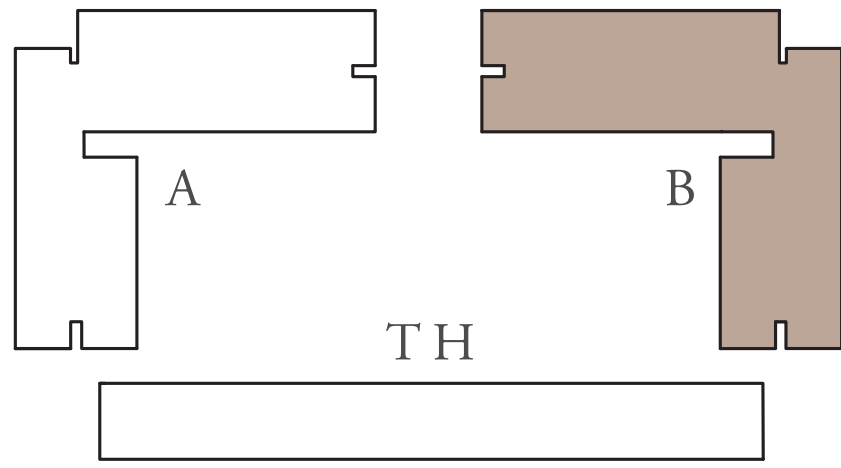


KEY PLAN



FIRST FLOOR LEVEL

LAYOUT



FLOOR PLAN 1. All dimensions are in imperial and metric, and measured from finish to finish excluding construction tolerances. 2. All materials, dimensions, and drawings are approximate only. 3. Information is subject to change without notice, at developer's absolute discretion. 4. Actual area may vary from the stated area. 5. Drawings not to scale. 6. All images used are for illustrative purposes only and do not represent the actual size, features, specifications, fittings, and furnishings. 7. The developer reserves the right to make revisions / alterations, at it's absolute discretion, without any liability whatsoever.


SERA 2

RASHID YACHTS & MARINA

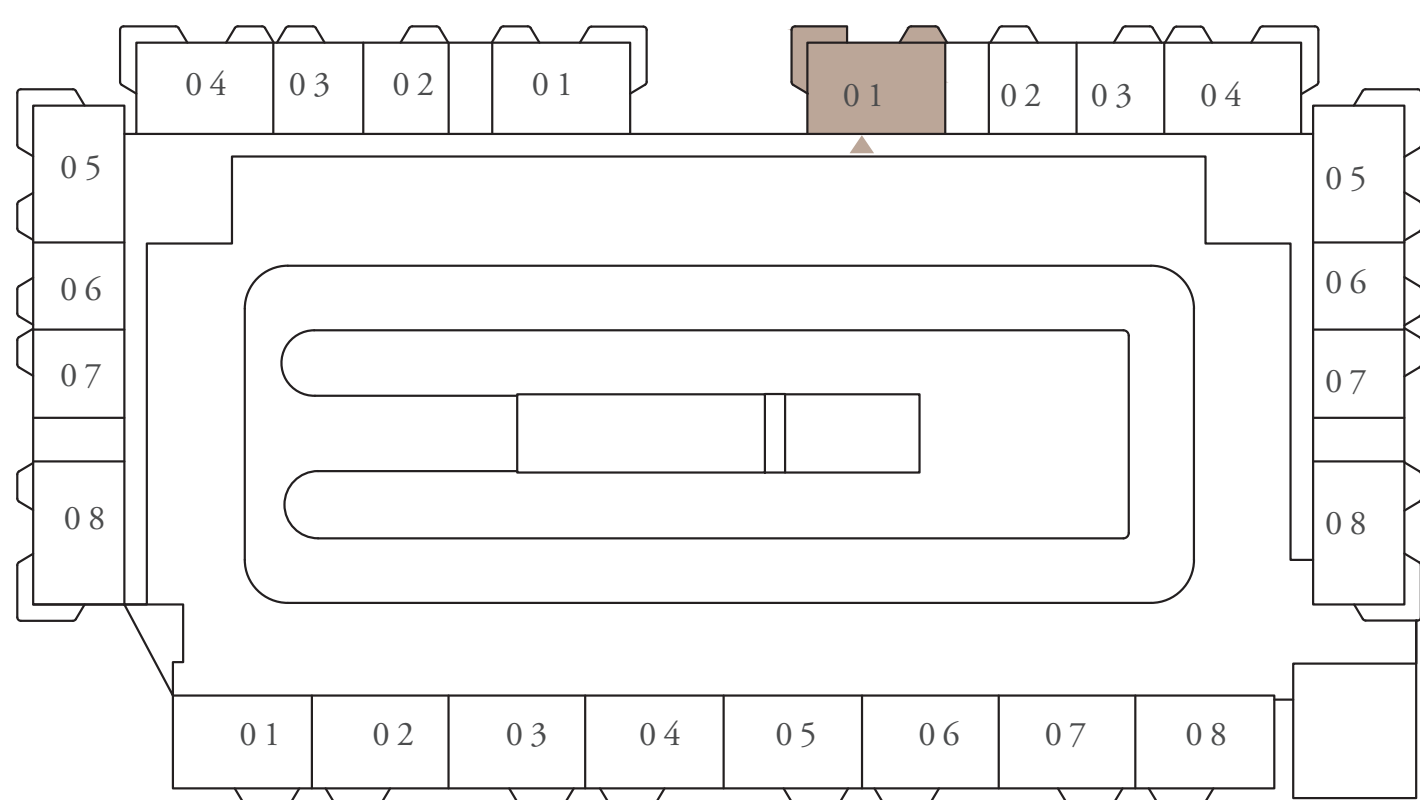
BUILDING B 2 BEDROOM TYPE D2

UNITS	P01, 104, 204, 304, 404, 504, 604, 704	
SUITE AREA	100.20 SQ.M.	1078.54 SQ.FT.
BALCONY AREA	23.95 SQ.M.	257.80 SQ.FT.
TOTAL AREA	124.15 SQ.M.	1336.34 SQ.FT.

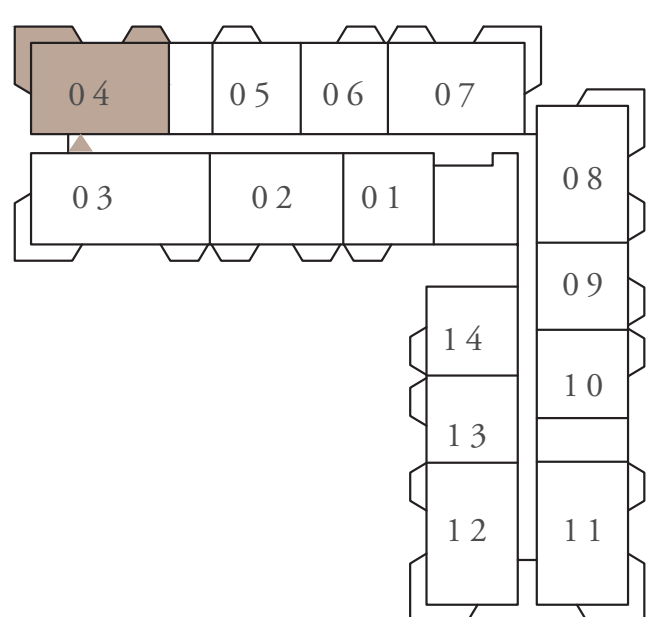
KEY SECTION



KEY PLAN

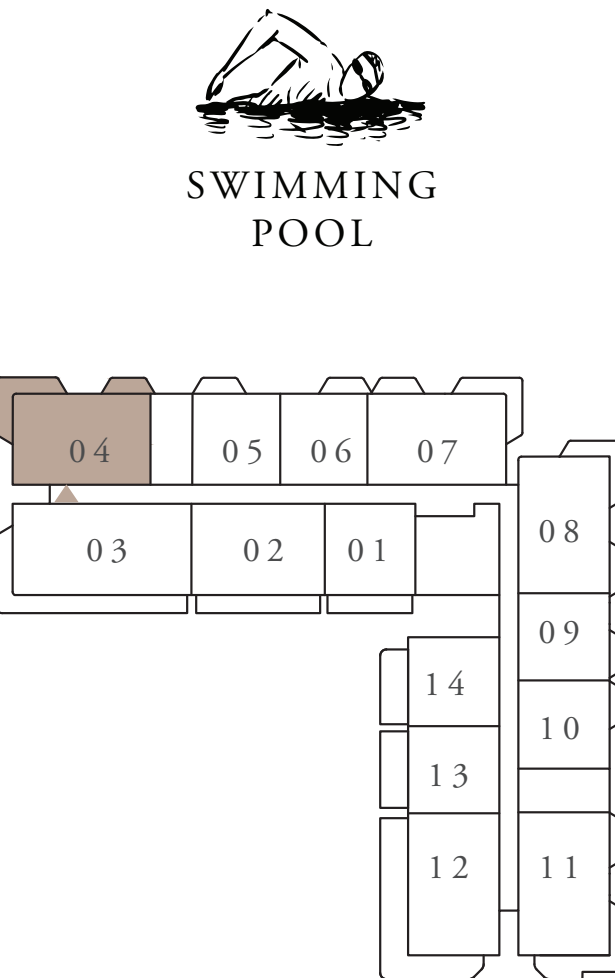
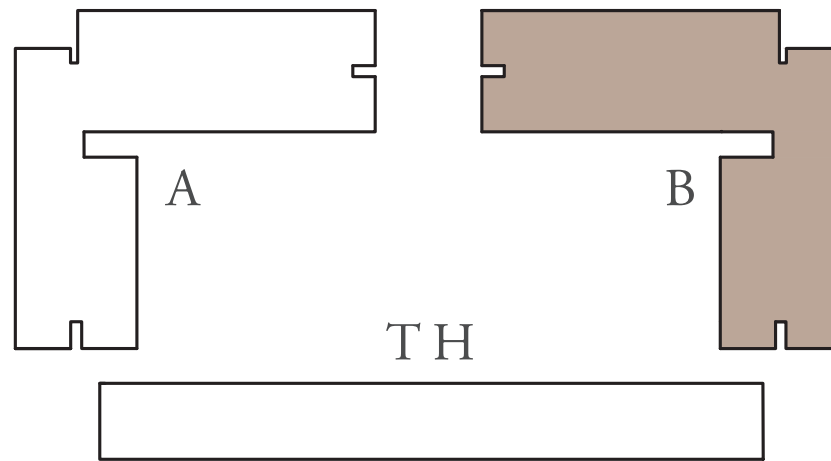


PODIUM FLOOR LEVEL

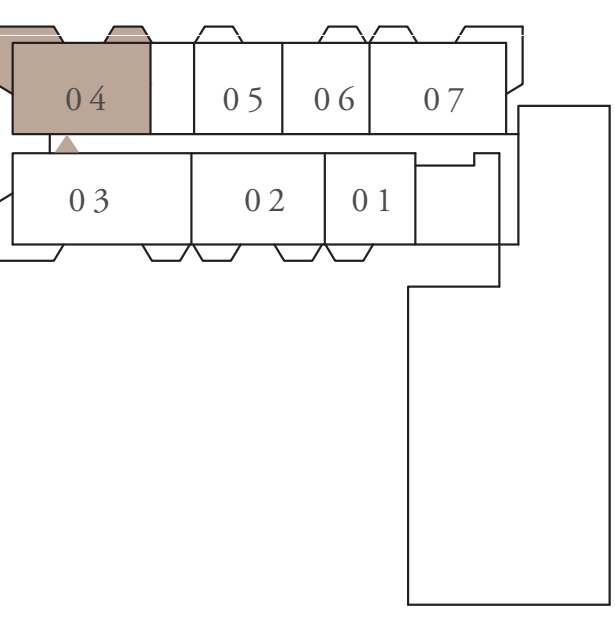


LEVEL 2ND TO 5TH

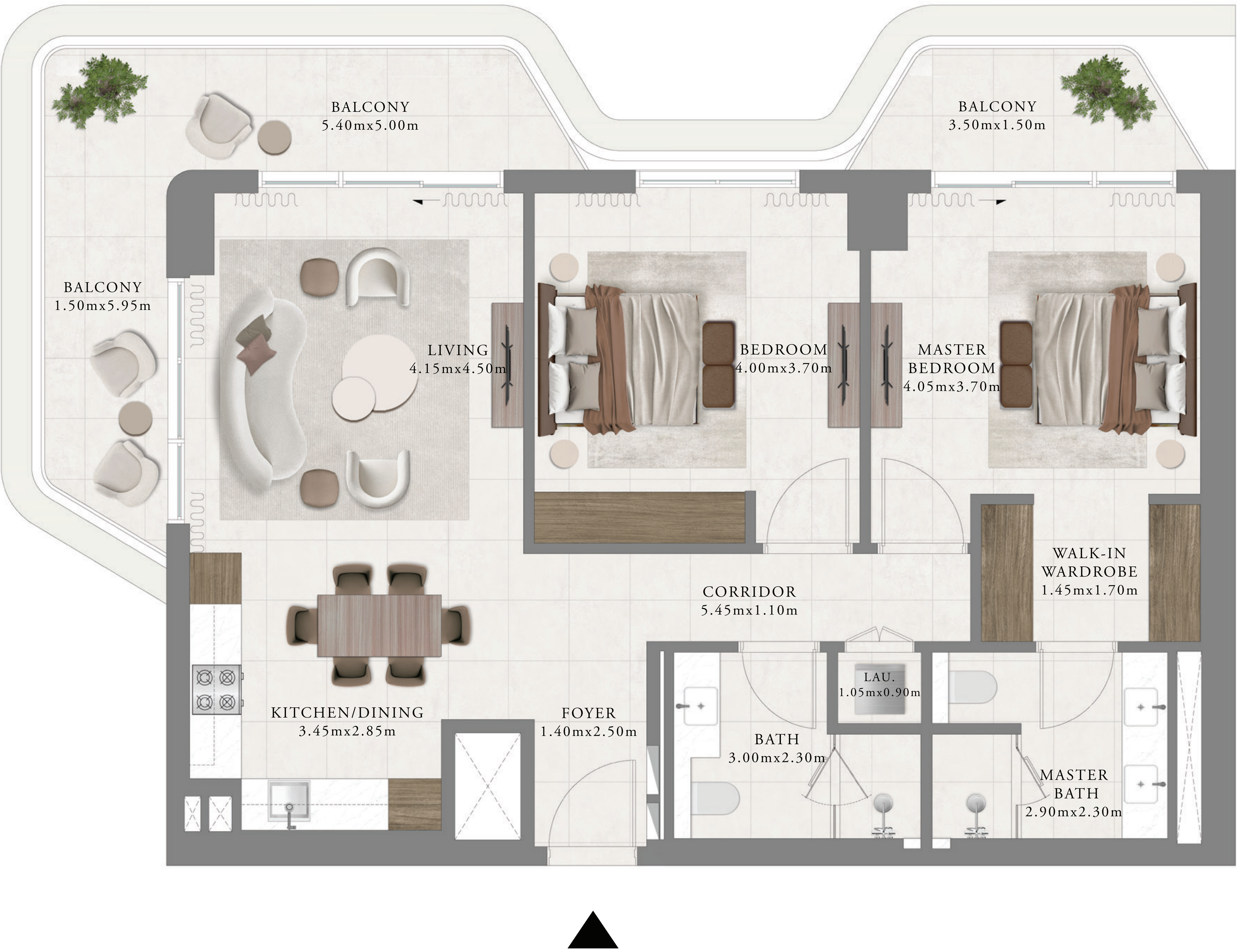
LAYOUT



FIRST FLOOR LEVEL



LEVEL 6TH & 7TH



FLOOR PLAN 1. All dimensions are in imperial and metric, and measured from finish to finish excluding construction tolerances. 2. All materials, dimensions, and drawings are approximate only. 3. Information is subject to change without notice, at developer's absolute discretion. 4. Actual area may vary from the stated area. 5. Drawings not to scale. 6. All images used are for illustrative purposes only and do not represent the actual size, features, specifications, fittings, and furnishings. 7. The developer reserves the right to make revisions / alterations, at it's absolute discretion, without any liability whatsoever.

SERA 2

RASHID YACHTS & MARINA


BUILDING B 2 BEDROOM TYPE D2.1

UNITS


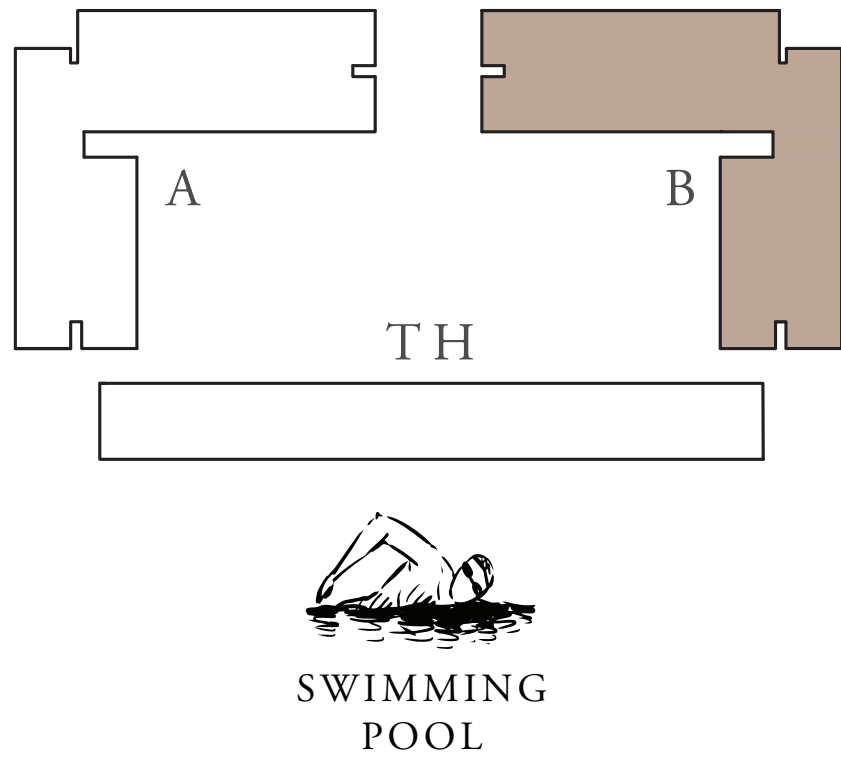
G01

SUITE AREA	99.98 SQ.M.	1076.18 SQ.FT.
BALCONY AREA	36.04 SQ.M.	387.93 SQ.FT.
TOTAL AREA	136.02 SQ.M.	1464.11 SQ.FT.

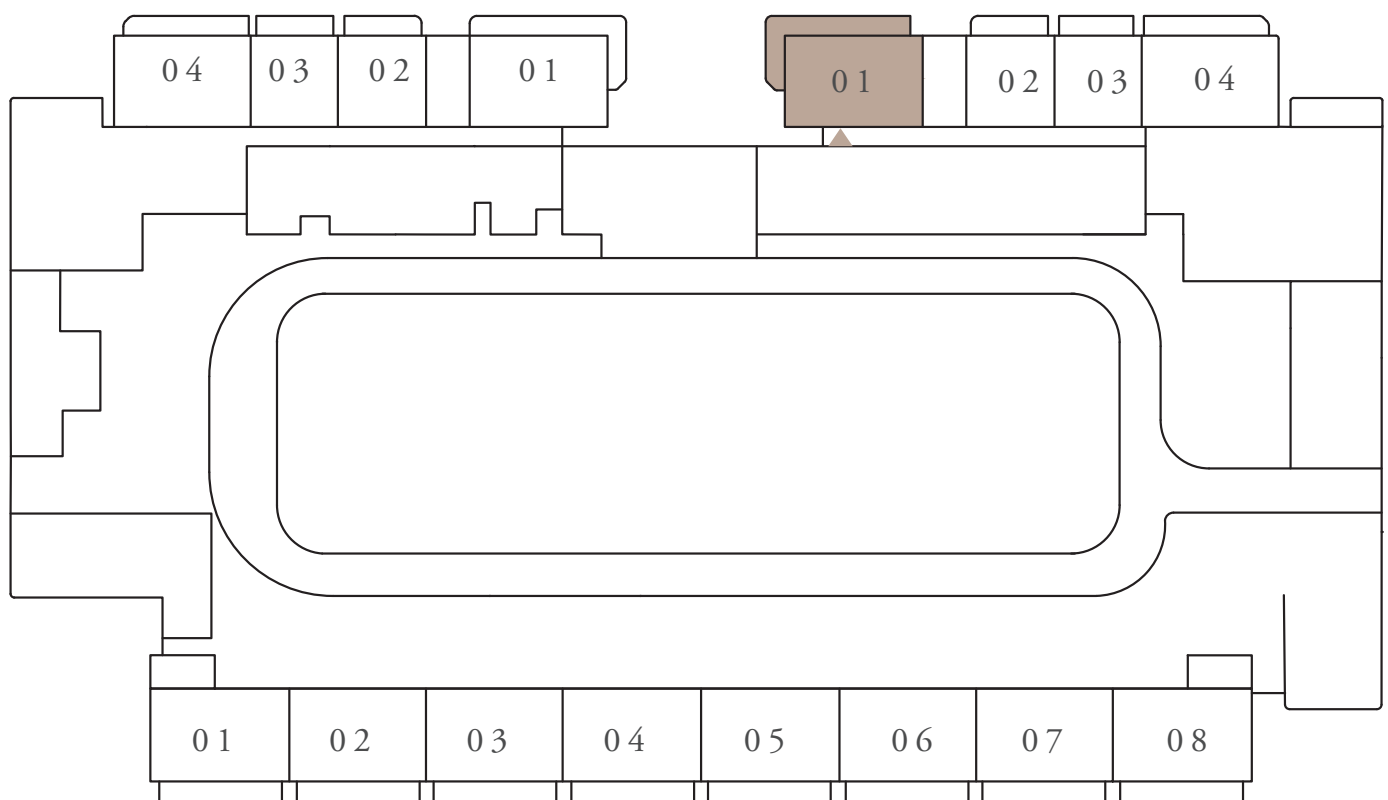
KEY SECTION



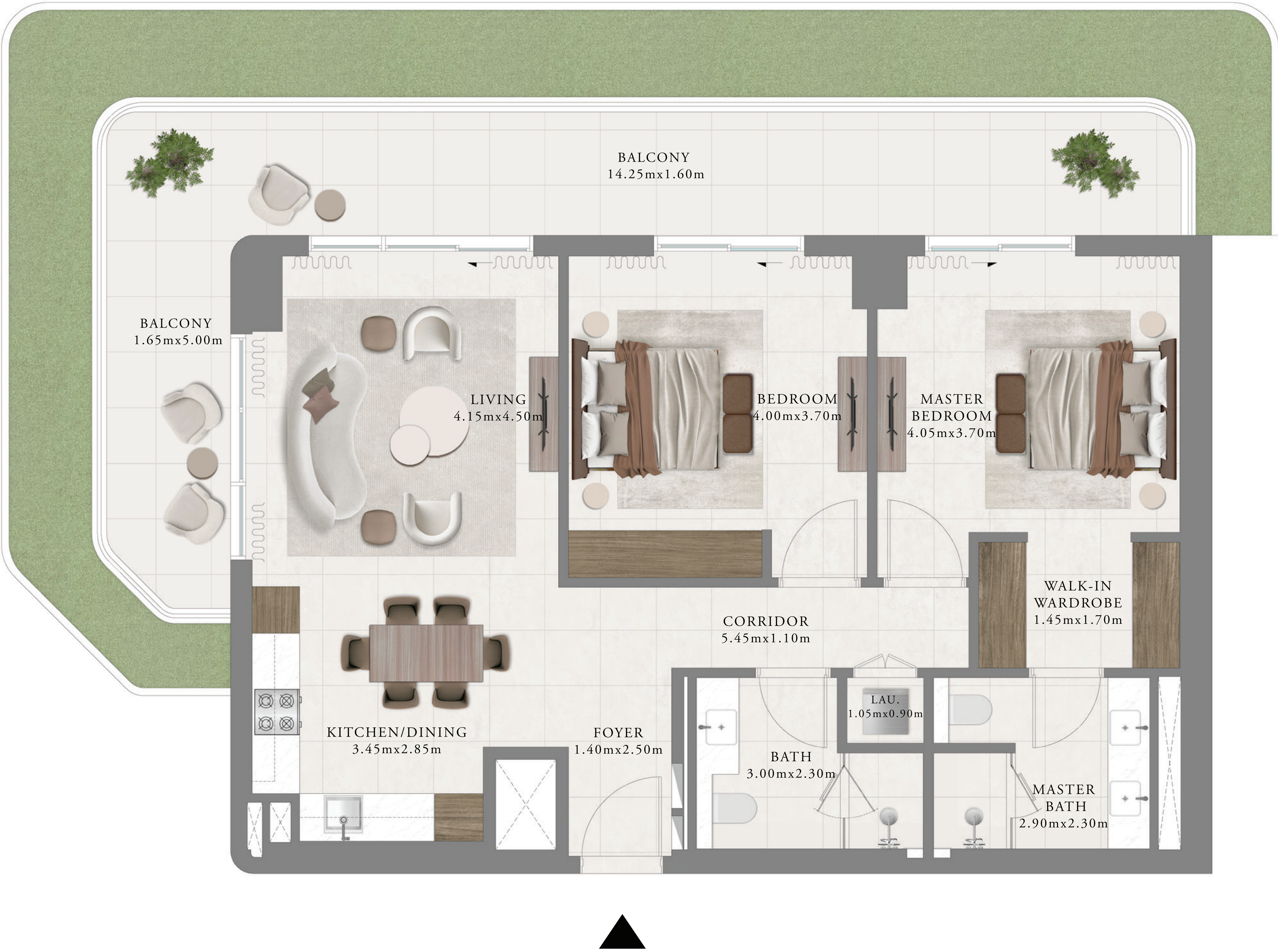
LAYOUT



KEY PLAN



GROUND FLOOR LEVEL



FLOOR PLAN 1. All dimensions are in imperial and metric, and measured from finish to finish excluding construction tolerances. 2. All materials, dimensions, and drawings are approximate only. 3. Information is subject to change without notice, at developer's absolute discretion. 4. Actual area may vary from the stated area. 5. Drawings not to scale. 6. All images used are for illustrative purposes only and do not represent the actual size, features, specifications, fittings, and furnishings. 7. The developer reserves the right to make revisions / alterations, at it's absolute discretion, without any liability whatsoever.

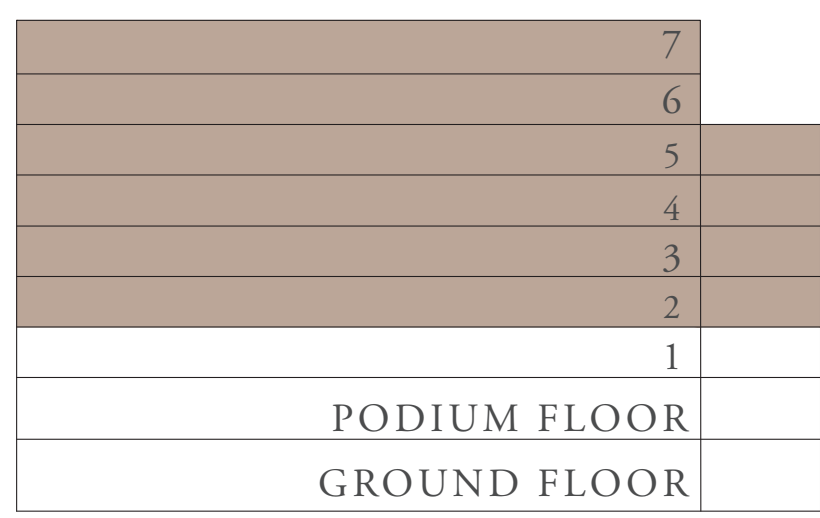
SERA 2

RASHID YACHTS & MARINA

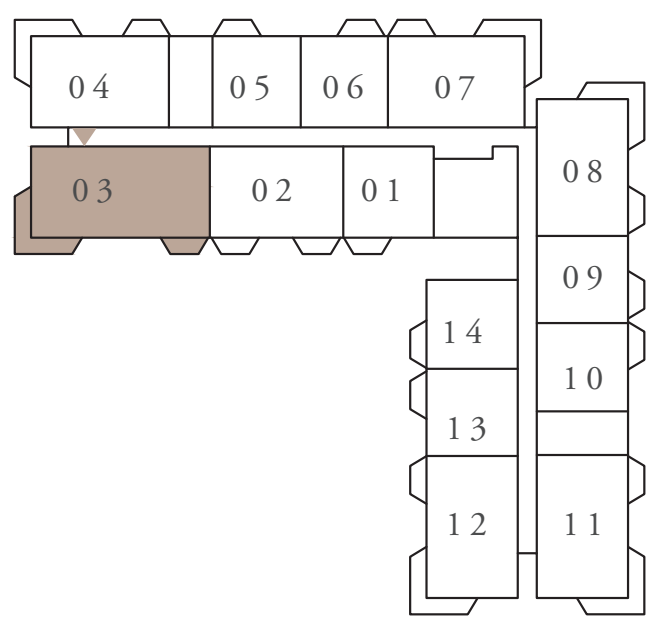
BUILDING B 3 BEDROOM TYPE A2

UNITS	203, 303, 403, 503, 603, 703	
SUITE AREA	131.14 SQ.M.	1411.58 SQ.FT.
BALCONY AREA	23.35 SQ.M.	251.34 SQ.FT.
TOTAL AREA	154.49 SQ.M.	1662.92 SQ.FT.

KEY SECTION

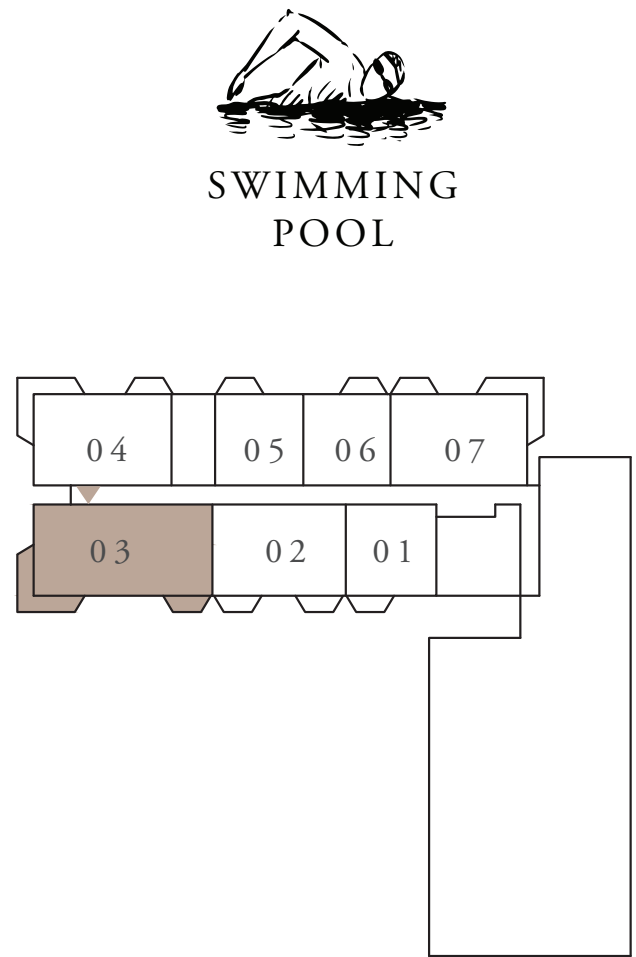
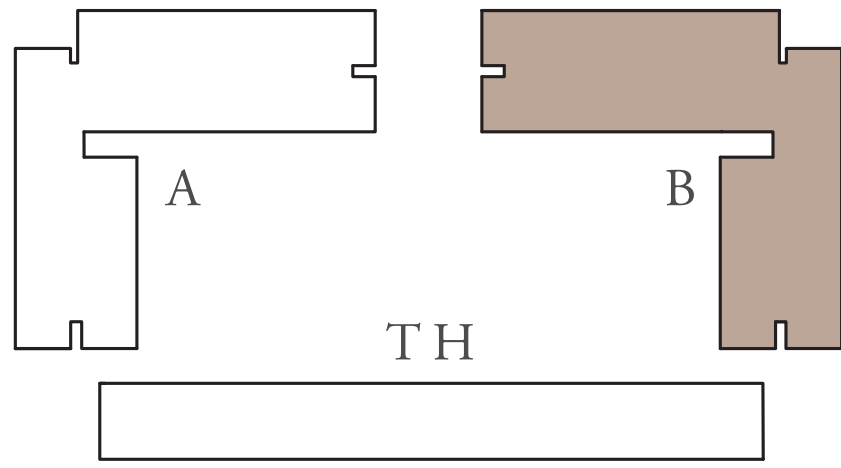


KEY PLAN

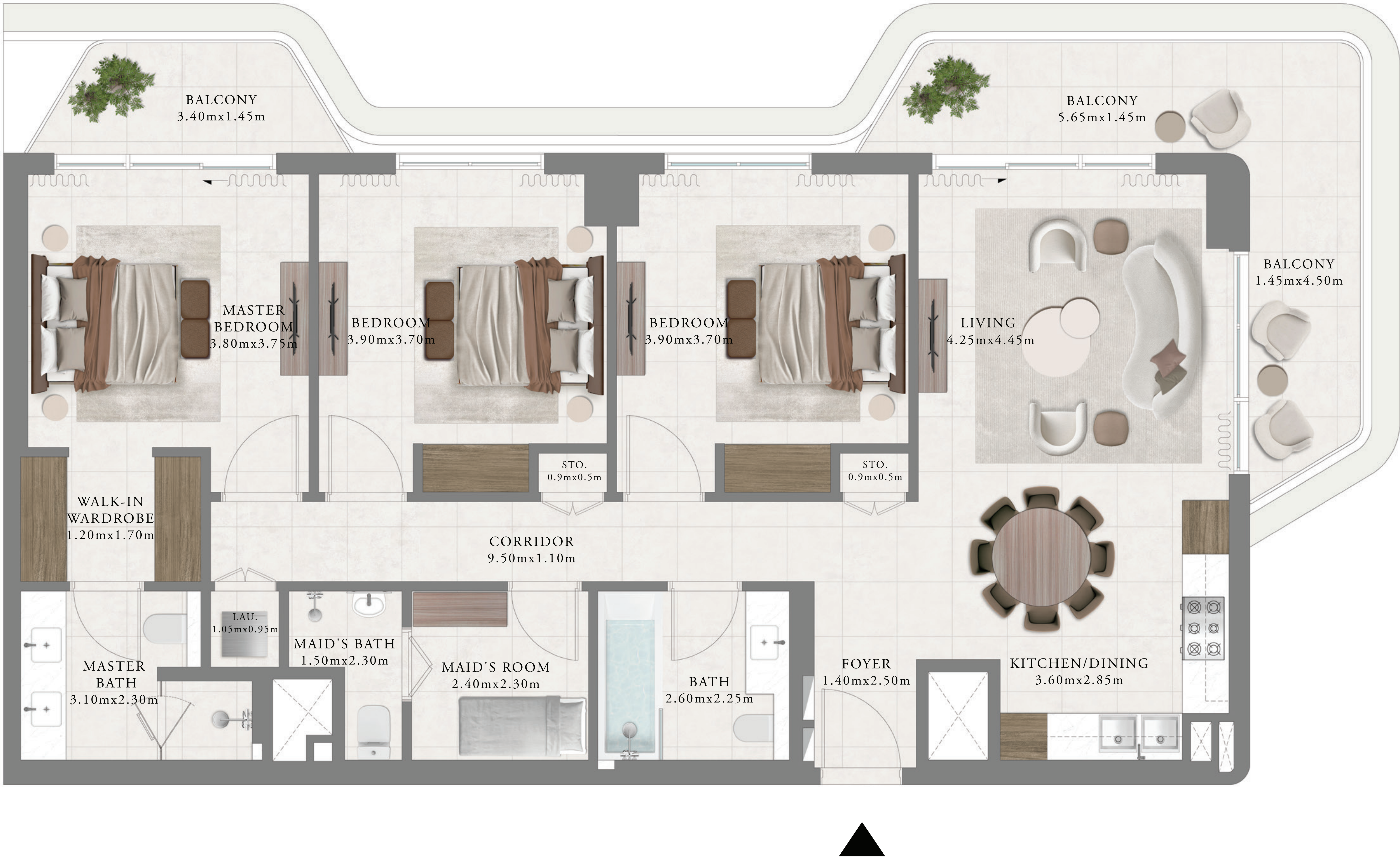


LEVEL 2ND TO 5TH

LAYOUT



LEVEL 6TH & 7TH




SERA 2

RASHID YACHTS & MARINA

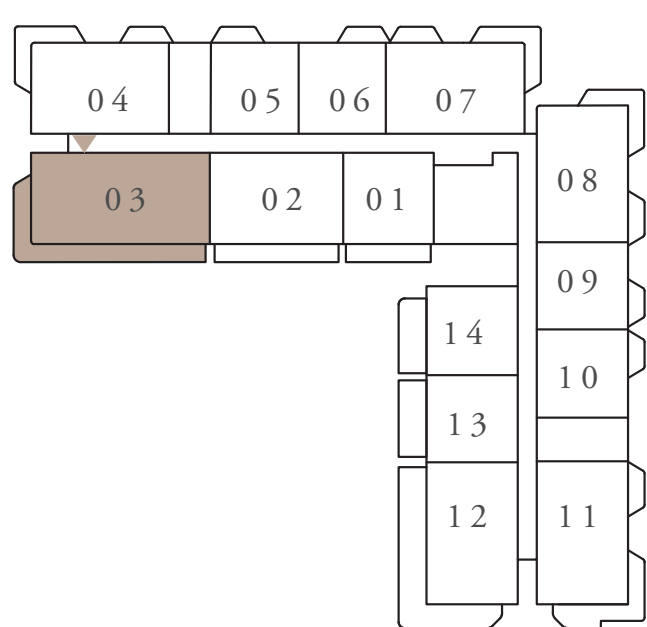
BUILDING B 3 BEDROOM TYPE A2.1

UNITS	103	
SUITE AREA	131.07 SQ.M.	1410.83 SQ.FT.
BALCONY AREA	42.18 SQ.M.	454.02 SQ.FT.
TOTAL AREA	173.25 SQ.M.	1864.85 SQ.FT.

KEY SECTION



KEY PLAN



FIRST FLOOR LEVEL

LAYOUT

